

University of Groningen

Benchmarking of the Fock-space coupled-cluster method and uncertainty estimation

NL-eEDM Collaboration; Denis, Malika; Haase, Pi A. B.; Mooij, Maarten C.; Chamorro, Yuly; Aggarwal, Parul; Bethlem, Hendrick L.; Boeschoten, Alexander; Borschevsky, Anastasia; Esajas, Kevin

Published in:
Physical Review A

DOI:
[10.1103/PhysRevA.105.052811](https://doi.org/10.1103/PhysRevA.105.052811)

IMPORTANT NOTE: You are advised to consult the publisher's version (publisher's PDF) if you wish to cite from it. Please check the document version below.

Document Version
Publisher's PDF, also known as Version of record

Publication date:
2022

[Link to publication in University of Groningen/UMCG research database](#)

Citation for published version (APA):

NL-eEDM Collaboration, Denis, M., Haase, P. A. B., Mooij, M. C., Chamorro, Y., Aggarwal, P., Bethlem, H. L., Boeschoten, A., Borschevsky, A., Esajas, K., Hao, Y., Hoekstra, S., Van Hofslot, J. W. . F., Marshall, V. R., Meijknecht, T. B., Timmermans, R. G. E., Touwen, A., Willmann, L., & Yin, Y. (2022). Benchmarking of the Fock-space coupled-cluster method and uncertainty estimation: Magnetic hyperfine interaction in the excited state of BaF. *Physical Review A*, *105*(5), Article 052811. <https://doi.org/10.1103/PhysRevA.105.052811>

Copyright

Other than for strictly personal use, it is not permitted to download or to forward/distribute the text or part of it without the consent of the author(s) and/or copyright holder(s), unless the work is under an open content license (like Creative Commons).




















The publication may also be distributed here under the terms of Article 25fa of the Dutch Copyright Act, indicated by the "Taverne" license. More information can be found on the University of Groningen website: <https://www.rug.nl/library/open-access/self-archiving-pure/taverne-amendment>.

Take-down policy

If you believe that this document breaches copyright please contact us providing details, and we will remove access to the work immediately and investigate your claim.

Downloaded from the University of Groningen/UMCG research database (Pure): <http://www.rug.nl/research/portal>. For technical reasons the number of authors shown on this cover page is limited to 10 maximum.

Benchmarking of the Fock-space coupled-cluster method and uncertainty estimation: Magnetic hyperfine interaction in the excited state of BaF

Malika Denis ^{1,2,*}, Pi A. B. Haase ^{1,2,*}, Maarten C. Mooij ^{2,3}, Yuly Chamorro ¹, Parul Aggarwal ^{1,2,†},
Hendrick L. Bethlem ^{1,3}, Alexander Boeschoten ^{1,2}, Anastasia Borschevsky ^{1,2,‡}, Kevin Esajas ^{1,2}, Yongliang Hao ^{1,2,§},
Steven Hoekstra ^{1,2}, Joost W. F. van Hofslot ^{1,2}, Virginia R. Marshall ^{1,2}, Thomas B. Meijknecht ^{1,2},
Rob G. E. Timmermans ^{1,2}, Anno Touwen ^{1,2}, Wim Ubachs ³, Lorenz Willmann ^{1,2} and Yanning Yin ^{1,2,||}
(NL-*e*EDM Collaboration)

¹*Van Swinderen Institute for Particle Physics and Gravity, University of Groningen, 9747 AG Groningen, The Netherlands*

²*Nikhef, National Institute for Subatomic Physics, 1098 XG Amsterdam, The Netherlands*

³*Department of Physics and Astronomy, VU University Amsterdam, 1081 HV Amsterdam, The Netherlands*



(Received 24 December 2021; accepted 27 April 2022; published 31 May 2022)

We present an investigation of the performance of the relativistic multireference Fock-space coupled-cluster (FSCC) method for predicting molecular hyperfine structure (HFS) constants, including a thorough computational study to estimate the associated uncertainties. In particular, we considered the ^{19}F HFS constant in the ground and excited states of BaF. The *ab initio* values were compared to the recent experimental results, and good overall agreement within the theoretical uncertainties was found. This work demonstrates the predictive power of the FSCC method and the reliability of the established uncertainty estimates, which can be crucial in cases where the calculated property cannot be directly compared to experiment.

DOI: [10.1103/PhysRevA.105.052811](https://doi.org/10.1103/PhysRevA.105.052811)

I. INTRODUCTION

Accurate knowledge of excited state properties of atoms, ions, and molecules is necessary in many areas of precision physics for development of efficient laser cooling schemes [1], construction of ever more precise atomic clocks [2], investigations of highly charged ions [3], nuclear properties [4,5], and symmetry-violating studies in molecules [6]. In this context, the use of sophisticated *ab initio* theoretical methods is crucial for providing accurate and reliable predictions of various parameters where experiment is not yet available, for interpretation of measurements, and for development of novel and highly sensitive measurement schemes. This work is concerned with the reliability of *ab initio* methods for predicting excited state molecular properties.

The most widely theoretically studied excited state properties are the electronic transition energies and the accompanying transition dipole moments, which are needed for the prediction and the interpretation of a wide range of spectra. These can be calculated with most *ab initio* methods and to great precision. On the other hand, since accurate calculations of excited state magnetic hyperfine structure (HFS) constants in molecules are less tractable and computationally

more involved, they are much more scarce compared to those in atoms.

We have previously carried out a theoretical investigation of the ground state hyperfine structure constants in BaF [7] using the relativistic coupled-cluster (RCC) approach. The focus of that work was to benchmark the performance of the RCC approach for these properties and to evaluate the reliability of the uncertainties that we assigned on our theoretical predictions using an extensive computational study. For the ground state HFS constants, we found our results to be in excellent agreement (well within the assigned theoretical uncertainties) with the available experimental values.

Recently, the HFS in the excited $^2\Pi$ state manifold of BaF was measured [8] as part of a preparatory study for an EDM measurement by the NL-*e*EDM Collaboration [9]. These measurements are particularly interesting as they allow us to extend our study to benchmarking the performance of the RCC approach for excited state HFS constants. It is expected that the excited state HFS constants will exhibit a different dependence on the computational parameters compared to the ground state properties, due to the different spatial extent of the excited and ground state wave functions.

Such benchmarks of *ab initio* methods, carried out on measurable properties, also serve to confirm the accuracy of the approach for properties where no experiment is yet possible. For example, in case of BaF, such properties are the P , T -odd molecular enhancement factors, W_s and W_d [10], which are crucial for the interpretation of the NL-*e*EDM experiment [9], or the W_A factor [11], needed for extracting the nuclear anapole moment from future measurements [12]. BaF is particularly interesting for precision experiments due to, among other things, its good laser cooling properties [13–15].

Reliable *ab initio* methods for calculating excited state HFS constants should treat electron correlation on a high level,

*These authors contributed equally to this work.

†Present address: JILA, National Institute of Standards and Technology and University of Colorado, Boulder, Colorado 80309, USA.

‡a.borschevsky@rug.nl

§Present address: School of Physics and Electronic Engineering, Jiangsu University, Zhenjiang, 212013 Jiangsu, China.

||Present address: Department of Chemistry, University of Basel, Klingelbergstrasse 80, 4056 Basel, Switzerland.

should employ a large, sufficiently converged basis set, and, for heavy-atom-containing systems like BaF, should also be carried out in a relativistic framework. For atoms, several such implementations exist, based on the relativistic configuration interaction (CI) approach [with or without the many-body perturbation theory corrections (+MBPT)] [16,17], the relativistic Hartree-Fock method with MBPT [18–20], the various variants of the relativistic coupled-cluster approach [21–23], or the multiconfiguration Dirac-Fock method [24,25]. For molecules, however, such methods are limited. To the best of our knowledge, the only recent example of accurate HFS calculations in molecules is the work of Oleynichenko *et al.* [26], which presents relativistic Fock-space coupled-cluster (FSCC) calculations of the HFS constants in the excited states of the KCs molecule.

A challenging aspect of theoretical *ab initio* investigations is a lack of a straightforward scheme for performing a reliable uncertainty evaluation, which is consequently absent in many studies. However, for comparison of the calculated properties with experiments and with other theoretical methods, such an uncertainty estimate is necessary and it should preferably be obtained from purely theoretical considerations. Only a method that is transparent (in that it is clear which approximations are made and which effects are included) and that can be systematically improved allows for a reliable theoretical uncertainty evaluation.

In this study, we investigate the performance of the relativistic FSCC method in calculating excited state HFS constants and estimating the theoretical uncertainty. The FSCC method has shown excellent performance in predicting energies and spectroscopic constants of molecules [11,26–29] and has recently been applied by us to the HFS constants of excited states in atoms by making use of the finite-field scheme [30–32]. In addition, we use the single-reference coupled-cluster method with single, double, and perturbative triple excitations [CCSD(T)] to calculate the ground state HFS constants. This method has recently shown excellent agreement (below 1%, with a conservative uncertainty estimate of 5.5%) between the calculated and the experimental HFS constants for the ground states of ^{133}Cs and ^{137}BaF (i.e., coupling to the ^{137}Ba nucleus in BaF) [7].

Here, we focus on the $^{138}\text{Ba}^{19}\text{F}$ HFS constants in the $X^2\Sigma^+$ ground state and the $A^2\Pi_{1/2}$ and $A^2\Pi_{3/2}$ excited states, motivated by the recently performed measurements [8]. Compared to Ref. [7], the present study puts higher requirements on the theoretical method for two reasons: (1) as we are dealing with the hyperfine structure due to the coupling to the fluorine, we need to provide a high-quality description both of the surroundings of its nucleus and of the bond area, and (2) for the excited state HFS constants, the FSCC method should be used and an even stronger dependence on the quality of the basis set can be expected.

We present a scheme for estimating the theoretical uncertainty that aims to quantify the approximations of the employed method through a careful analysis of the effect of the different computational parameters on the calculated HFS constants.

In the last part, we derive relations between the *ab initio* HFS constants and the Frosch and Foley parameters, frequently used in molecular spectroscopy [33], and finally

we compare the *ab initio* results to the experimental HFS constants, obtained from an analysis of the measured energy splittings from Ref. [8].

II. THEORY

The finite-field relativistic coupled-cluster method for calculation of magnetic HFS parameters is described in detail in Ref. [7] and we will briefly review the methodology here. Throughout this section atomic units are used.

In axial systems (with the symmetry axis along the z axis) the HFS tensor due to nucleus A can be parametrized in terms of the parallel,

$$A_{\parallel} = \frac{\mu_A}{I_A \tilde{S}_z} \left\langle \sum_i \frac{(\vec{r}_{iA} \times \vec{\alpha}_i)_z}{r_{iA}^3} \right\rangle_{\psi^{(z)}}, \quad (1)$$

and the perpendicular component,

$$A_{\perp} = \frac{\mu_A}{I_A \tilde{S}_{x/y}} \left\langle \sum_i \frac{(\vec{r}_{iA} \times \vec{\alpha}_i)_{x/y}}{r_{iA}^3} \right\rangle_{\psi^{(x/y)}}, \quad (2)$$

where μ_A and I_A are the nuclear magnetic moment [in units of the nuclear magneton $\mu_N = (2m_p c)^{-1}$] and the nuclear spin, respectively, of nucleus A . \tilde{S}_z and $\tilde{S}_{x/y}$ are the projections of the total electronic angular momentum onto the z or x/y axes. $\vec{\alpha}_i$ is the Dirac matrix defined below and \vec{r}_{iA} is the vector between electron i and nucleus A . The superscript on the electronic wave function, $\psi^{(u)}$, indicates the quantization axis of the total electronic angular momentum. The HFS parameters, A_{\parallel} and A_{\perp} , can further be defined by an effective Hamiltonian, which will be introduced in Eq. (13).

In this work, the electronic wave function is calculated using the single reference as well as the Fock-space coupled-cluster methods. In the case of coupled-cluster wave functions, the calculation of expectation values is not straightforward. Instead, we evaluate these constants by means of the finite-field method in which the HFS Hamiltonian,

$$H_u^{\text{HFS}} = \frac{\mu_A}{I_A \Omega} \sum_i \frac{(\vec{r}_{iA} \times \vec{\alpha}_i)_u}{r_{iA}^3}, \quad (3)$$

with u corresponding to z in the case of A_{\parallel} and x or y in the case of A_{\perp} [see Eqs. (1) and (2), respectively], is added to the unperturbed Dirac-Coulomb Hamiltonian:

$$H^{(0)} = \sum_i [c\vec{\alpha}_i \cdot \vec{p}_i + \beta_i c^2 + V_{\text{nuc}}(\vec{r}_i)] + \frac{1}{2} \sum_{i \neq j} \frac{1}{r_{ij}}, \quad (4)$$

with a prefactor λ , referred to as the field strength:

$$H = H^{(0)} + \lambda_u H_u^{\text{HFS}}. \quad (5)$$

Here $\vec{\alpha} = \begin{pmatrix} 0_{2 \times 2} & \vec{\sigma} \\ \vec{\sigma} & 0_{2 \times 2} \end{pmatrix}$ and $\beta = \begin{pmatrix} 1_{2 \times 2} & 0_{2 \times 2} \\ 0_{2 \times 2} & -1_{2 \times 2} \end{pmatrix}$ are the usual Dirac matrices, $\vec{\sigma}$ is the vector of Pauli spin matrices, $V_{\text{nuc}}(\vec{r}_i)$ is the nuclear potential in the form of a Gaussian charge distribution [34], and \vec{r}_i is the position vector of electron i .

The values of λ should be small enough to prevent higher-order terms contributing to the energy and large enough to avoid numerical issues. Consequently, the HFS parameters can be obtained by the derivative of the total energy with

respect to λ :

$$A_{\parallel(\perp)} = \frac{dE^{z(x/y)}(\lambda_{z(x/y)})}{d\lambda_{z(x/y)}} \Big|_{\lambda_{z(x/y)}=0}. \quad (6)$$

Within the finite-field method this derivative is evaluated numerically.

III. COMPUTATIONAL DETAILS

The *ab initio* computational study was performed using the DIRAC17 program package [35]. The experimental equilibrium bond lengths $d_{\text{Ba-F}} = 2.162 \text{ \AA}$ [36] and $d_{\text{Ba-F}} = 2.133 \text{ \AA}$ [37] were employed for both the ground and the excited states for the final results. The computational study was carried out at the ground state equilibrium geometry for all the levels. The magnetic moment of fluorine was taken as $\mu(^{19}\text{F}) = 2.628868\mu_N$ [38].

The magnetic hyperfine interaction constants A_{\parallel} and A_{\perp} were calculated by employing the finite-field approach, introduced in the previous section. The same calculation was repeated three times, with field strengths (λ) of -10^{-5} , 0, and 10^{-5} for the perpendicular component and -10^{-4} , 0, and 10^{-4} for the parallel component. These field strengths were chosen to ensure a linear behavior of the total energy with respect to the perturbation. The convergence criterion of the coupled-cluster amplitudes was set to 10^{-12} a.u. The HFS constants were obtained from the derivative of the energy with respect to the field strength by the means of linear regression through the three points.

Electron correlation was treated within the different variants of the coupled-cluster approach, i.e., the relativistic CCSD(T) and FSCC. In the case of the single-reference coupled-cluster (CC) method, three different schemes were used for including the perturbative triple excitations: the CCSD(T) method [39] includes all fourth-order terms and part of the fifth-order terms, while the CCSD-T method [40] includes one additional fifth-order term. The CCSD+T method [41] includes fourth-order terms only. In the coupled-cluster calculations all electrons were included in the correlation treatment and the virtual space cutoff was set to 2000 a.u., if not stated otherwise.

Dyall's relativistic uncontracted basis sets of varying quality (double to quadruple ζ) [42–44] were employed in the calculations, with or without additional core-correlating functions (*cvnz* vs *vnz*). We also tested the effect of augmentation of these standard basis sets by adding, in a geometric progression (even-tempered fashion) further diffuse (low-exponent) and tight (high-exponent) basis functions.

IV. RESULTS

In the following sections we present a computational study of the basis set and electron correlation effects. The results of these investigations will be used in Sec. IV C to determine the most suitable computational scheme and to establish a reliable uncertainty estimate.

In all calculations, the perpendicular component, A_{\perp} , in the $^2\Pi_{3/2}$ state was zero. As will be discussed in Sec. V A, the vanishing value for A_{\perp} in this state is related to the vanishing Λ doubling.

TABLE I. Calculated magnetic hyperfine interaction constants of the F nucleus (in MHz) in the three lowest-lying states of BaF for increasing quality basis sets. The FSCC(0,1) method was used with all electrons correlated and a virtual cutoff of 2000 a.u.

	$^2\Sigma_{1/2}$		$^2\Pi_{1/2}$		$^2\Pi_{3/2}$
	A_{\parallel}	A_{\perp}	A_{\parallel}	A_{\perp}	A_{\parallel}
v2z	73.80	64.09	12.04	6.24	2.73
v3z	65.77	58.85	34.04	4.47	4.51
v4z	64.60	58.05	49.10	1.45	12.03

A. Basis sets

In order to obtain the ^{19}F HFS constants in the ground and excited states of BaF with high accuracy, the chosen basis set has to fulfill many requirements. The unpaired electron occupies a molecular orbital of mainly Ba character, which couples to the ligand F atom. Consequently, both the valence orbital, the bonding area, and the area of the F nucleus should be sufficiently covered by the basis functions. In addition, when considering the excited Π states, the wave function can be expected to expand and an even larger spatial area should be taken into account. In the following, we will investigate the performance of the Dyall basis sets with and without additional functions to properly describe this challenging situation. The results presented in this section were obtained with the FSCC(0,1) method, since this method is applicable to both the ground and the excited states, as will be discussed in the following section.

In Table I and Fig. 1, the effect of increasing the size (i.e., the cardinality) of the basis set on the calculated HFS constants is shown. The first thing to notice is that, as expected, the basis set dependence is much larger for the excited states compared to the ground state. In the case of the ground state, both components, A_{\parallel} and A_{\perp} , decrease with increasing basis set size. For the excited states A_{\parallel} increases and A_{\perp} decreases with increasing basis set size.

For both parallel and perpendicular components, the $^2\Sigma_{1/2}$ ground state values show a converging behavior with increasing basis set size. Going from v2z to v3z lowers the values by 12% and 9% for A_{\parallel} and A_{\perp} , respectively, while going to v4z

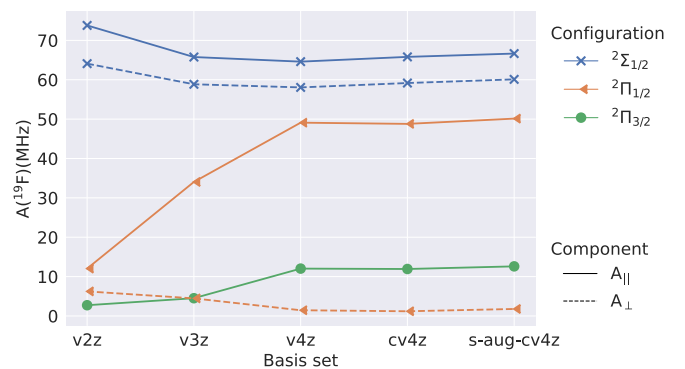


FIG. 1. Effect of the basis quality on the calculated magnetic hyperfine interaction constants of the F nucleus (in MHz) in the three lowest-lying states of BaF. The FSCC(0,1) method was used with all electrons correlated and a virtual cutoff of 2000 a.u.

TABLE II. Calculated magnetic hyperfine interaction constants of the F nucleus (in MHz) in the three lowest-lying states of BaF for various augmentations of the v4z basis sets. For the cv4z and s-aug-v4z basis sets, the addition of extra functions was investigated for the two atoms individually. The FSCC(0,1) method was used with all electrons correlated and a virtual cutoff of 2000 a.u.

	${}^2\Sigma_{1/2}$		${}^2\Pi_{1/2}$		${}^2\Pi_{3/2}$
	A_{\parallel}	A_{\perp}	A_{\parallel}	A_{\perp}	A_{\parallel}
v4z	64.60	58.05	49.10	1.45	12.03
Ba cv4z F v4z	+1.23		-0.37		-0.08
Ba v4z F cv4z	-0.03		+0.07		-0.02
cv4z	65.81	59.17	48.79	1.19	11.93
ae4z	65.71		49.24		12.05
Ba s-aug-v4z F v4z	+0.01		+1.10		+0.51
Ba v4z F s-aug-v4z	+0.86		+0.32		+0.18
s-aug-v4z	65.44	59.00	50.45	2.05	12.71
d-aug-v4z	65.52		51.42		13.02
t-aug-v4z	65.51		51.57		13.07
s-aug-cv4z	66.65	60.10	50.13	1.78	12.60

changes the values by a much smaller amount, namely, 1.8% and 1.4%. The situation is very different for the excited states for which the HFS parameters do not seem to be converged at the v4z level, as is clear in Fig. 1.

The completeness of the v4z basis set was checked by adding extra functions that improve the description of the electronic wave function in the vicinity of the nucleus. In order to do so, we used the core-valence basis set (cv4z) where six Ba ($3f$, $2g$, $1h$) and three F ($2d$, $1f$) functions were added to the v4z basis set, as well as the all-electron (ae4z) basis set where nine additional Ba functions ($5f$, $3g$, $1h$) were added. In a recent study on the sensitivity to the parity-violating nuclear anapole moment in light elements [45], the effect of adding tight s and p functions on the F atom was found to be important. By contrast, in this study the effect of adding these functions resulted in a minor change of less than $\sim 0.1\%$. Furthermore, the quality of the description in the valence region was tested by using the augmented basis sets (s-aug-v4z, d-aug-v4z, and t-aug-v4z) in which one, two, or three diffuse functions in each symmetry were added in an even-tempered fashion. The calculations of A_{\perp} demand considerably more computational resources, due to the required lower symmetry for this property, compared to the calculations of A_{\parallel} . Consequently, the calculations using the largest basis sets, i.e., ae4z, d-aug-v4z, and t-aug-v4z, were performed only for A_{\parallel} and it is assumed that the observed effects hold for A_{\perp} as well. The results are displayed in Table II.

In the ground state, the addition of one set of diffuse functions and the change to the cv4z basis set result in small corrections of 1.4% and 1.7%, respectively, in the case of A_{\parallel} . Similar values are obtained for A_{\perp} , which justifies our assumption that the effect of further augmentations on this component would be of similar magnitude as on A_{\parallel} . In the case of the cv4z and s-aug-v4z basis sets, we investigated the effects of adding extra functions on the individual atoms. Again, due to computational costs, we considered only A_{\parallel} . These results are also presented in Table II. In the case of diffuse functions, which improve the description of the

bonding region, we find that mainly those on the F atom have a discernible effect on the calculated HFS constants. Addition of further sets of diffuse functions has a negligible effect on the ground state properties.

For the excited states the effect of adding diffuse functions is larger, especially for A_{\perp} , namely, 2.7% and 41% for A_{\parallel} and A_{\perp} in the ${}^2\Pi_{1/2}$ state and 5.6% for A_{\parallel} in the ${}^2\Pi_{1/2}$ state. Contrary to the ground state, this effect is mainly due to the diffuse functions of Ba. The addition of a second set of diffuse functions results in a further increase of 1.9% and 2.4% for A_{\parallel} in the ${}^2\Pi_{1/2}$ and ${}^2\Pi_{3/2}$ states and the effect of the addition of a third set is less than 0.4%. For the excited states the addition of diffuse functions is consequently reasonably converged at the d-aug-v4z level. However, in view of the additional computational costs, we choose to present the recommended values with one additional set of diffuse (s-aug-) functions and we account for the missing effects in the uncertainty estimate.

Switching to the cv4z basis set results in an effect of -0.63% and -18% for A_{\parallel} and A_{\perp} in the ${}^2\Pi_{1/2}$ state and of -0.83% for A_{\parallel} in the ${}^2\Pi_{1/2}$ state. As for the ground state, the effect is dominated by the additional functions on Ba. Interestingly, going to the ae4z basis set, a similar but opposite effect of 0.92% and 1.0% for A_{\parallel} in the ${}^2\Pi_{1/2}$ and ${}^2\Pi_{3/2}$ states is observed, leaving the v4z and the ae4z results almost identical. Again, in view of computational costs, we choose to employ the cv4z basis sets for the final recommended values.

To summarize, we observed a larger basis set dependence of the calculated excited state HFS constants compared to the ground state, which is in line with our expectations. Excited state wave functions are generally more extended, requiring larger basis sets for their high-quality description. Balancing the level of accuracy and the computational costs, we choose to use the s-aug-cv4z for the ground state HFS constants and the s-aug-v4z for the excited state values.

B. Electron correlation

We use the optimal basis set, determined above, to test the effect of treatment of correlation on the calculated HFS constants. For the ground ${}^2\Sigma_{1/2}$ state, the single-reference CCSD method with the three different schemes for including perturbative triple excitations, CCSD+T, CCSD(T), and CCSD-T, can be used. Application of this method to the excited states resulted in large T1 values [46] (~ 0.16), indicating the need for a multireference method. In this work, we used the multireference FSCC approach [sector (0,1)] for which the starting point is a CCSD calculation on the BaF⁺ ion after which a single electron is added to the orbitals in the so-called model space, here consisting of the three lowest spinors, i.e., σ , $\pi_{1/2}$, and $\pi_{3/2}$.

Table III contains the comparison of the different single-reference CC schemes and the FSCC(0,1) results for the ground ${}^2\Sigma_{1/2}$ state. The values obtained with the CCSD and the FSCC(0,1) methods are in a very good agreement with each other, with a difference of 0.7% and 1.3% for A_{\parallel} and A_{\perp} , respectively, which indicates the strong single-reference nature of this state and justifies the use of the single-reference method. The inclusion of perturbative triples has a significant effect on the calculated values. Compared to the CCSD results, the use of the CCSD(T) method leads to an

TABLE III. Calculated magnetic hyperfine interaction constants of the F nucleus (in MHz) in the ground state of BaF obtained with the s-aug-cv4z basis set, all electrons correlated, a 2000 a.u. virtual space cutoff, and different correlation methods.

	$^2\Sigma_{1/2}$	
	A_{\parallel}	A_{\perp}
CCSD	67.11	60.87
CCSD(T)	71.22	64.02
CCSD+T	70.90	64.06
CCSD-T	71.22	63.62
FSCC(0,1)	66.65	60.10

increase of 6% for A_{\parallel} and 5% for A_{\perp} . The spread in the results obtained with the three different schemes for perturbative triples is, however, small, i.e., within 0.4% for A_{\parallel} and 0.7% for A_{\perp} . This is an indication that the effect of higher-order excitations is small.

It is interesting to compare the correlation effects seen here with the ones presented in our previous study on the ^{137}Ba HFS constant in BaF [7], since the two cases show very different behavior. In the case of the ^{137}Ba coupling, the spread in the results obtained with the different perturbative triples methods was larger than the effect of including perturbative triples in the first place. We consequently concluded that the inclusion of perturbative triples led to unstable results and we chose the CCSD method for the recommended values. Here, in contrast, the negligible difference in the perturbative triple excitation contribution from the different schemes gives us confidence in the CCSD(T) approach.

In the results presented thus far, all electrons were correlated and consequently a virtual cutoff of 2000 a.u. was used. We investigated the effect of including even higher-lying virtual orbitals by increasing this cutoff to 10 000 a.u. (for A_{\parallel} at the v3z level). For all the states considered, the observed effect was not larger than 0.03%, meaning that a cutoff of 2000 a.u. is indeed suitable.

C. Recommended values and uncertainty estimation

Based on the computational study presented in the previous sections, we use the FSCC(0,1) approach for the Π states, while the CCSD(T) method is most suitable for the Σ ground state; the final recommended values are obtained using the s-aug-cv4z basis set. For both approaches, all electrons were correlated and a virtual space cutoff of 2000 a.u. was used. Section V E contains the comparison of the calculated HFS constants with the experimental values.

1. Strategy for estimating uncertainties

The main sources of uncertainty in our calculations are the incompleteness of the basis set, the neglect of higher excitations [beyond doubles for FSCC and beyond (T) for CCSD(T)], the virtual space cutoff in the correlation treatment, and the incomplete treatment of relativity. The uncertainty due to the various approximations can be separately estimated for each computational parameter as the difference between the result obtained using the best feasible

TABLE IV. Description of the scheme employed to estimate the uncertainty due to each computational parameter.

Error source	Description
Basis set	
Quality	$\frac{1}{2}(v4z - v3z)$
Core-correlating functions	A_{\parallel} : ae4z-cv4z A_{\perp} : $\frac{ae4z_{A_{\parallel}} - cv4z_{A_{\parallel}}}{cv4z_{A_{\parallel}}} \times cv4z_{A_{\perp}}$
Diffuse functions	A_{\parallel} : t-aug-v4z - s-aug-v4z A_{\perp} : $\frac{t\text{-aug-v4z}_{A_{\parallel}} - s\text{-aug-v4z}_{A_{\parallel}}}{s\text{-aug-v4z}_{A_{\parallel}}} \times s\text{-aug-v4z}_{A_{\perp}}$
Correlation	
Virtual cutoff	10 000–2000 a.u. (v3z)
Triples	$^2\Sigma_{1/2}$: $\frac{1}{2}(\text{CCSD(T)} - \text{CCSD})$ $^2\Pi$: $2 \times \frac{\text{CCSD(T)}_{\Sigma} - \text{CCSD}_{\Sigma}}{\text{FSCC}_{\Sigma}} \times \text{FSCC}_{\Pi}$

model and the second best. A similar scheme was used in our earlier works on symmetry-breaking properties [7,11,47,48]. The specific schemes for estimating the uncertainties for each computational parameter are summarized in Table IV and elaborated in the following.

Basis set. The uncertainty due to the choice of a finite basis set can be divided into three contributions: the quality (indicated by the cardinal number), the amount of core-correlating functions, and the amount of diffuse functions.

In order to estimate the missing effects due to using a 4z level basis set the difference between the v4z and v3z results is considered. Since we expect a converging behavior when increasing the basis set size, we take half of this difference as the corresponding uncertainty.

To estimate the uncertainty related to the additional functions, we consider the difference between the ae4z and cv4z basis sets for the core-correlating functions and between t-aug-v4z and s-aug-v4z basis sets for the diffuse functions.

Due to the high computational costs, A_{\perp} was not calculated using the largest ae4z and t-aug-v4z basis sets. We consequently work on the assumption that the two components, A_{\parallel} and A_{\perp} , experience a similar effect due to the addition of extra functions and the uncertainties for A_{\perp} were determined by using the relative uncertainty for A_{\parallel} (see Table IV).

Virtual space cutoff. To estimate the uncertainty due to the active space cutoff applied in our calculations, we take the difference between the values obtained with a cutoff of 10 000 and 2000 a.u. at the FSCC v3z level, assuming that further increase of the active space (i.e., including all the virtual orbitals in the correlation space) should have a significantly smaller effect on the results.

Higher-order excitations. In the $^2\Sigma_{1/2}$ ground state the error due to the missing triple and higher excitation is estimated by taking half the difference between CCSD(T) and CCSD, similar to our previous works [7,10,11,47,48]. The factor 1/2 is justified by the small spread in the results obtained with different treatment of perturbative triples.

This procedure cannot be followed for the Π states investigated here (as the current FSCC implementation includes single and double excitations only) and an alternative approach was adopted for these states. We estimate this uncertainty based on the relative effect observed in the ground

TABLE V. Summary of the most significant contributions to the calculated magnetic hyperfine interaction constants (in MHz) of the ^{19}F nucleus in the three lowest-lying states of BaF.

Error source	$^1\Sigma_{1/2}$		$^2\Pi_{1/2}$		$^2\Pi_{3/2}$
	δA_{\parallel}	δA_{\perp}	δA_{\parallel}	δA_{\perp}	δA_{\parallel}
Basis set					
Quality	-0.59	-0.40	7.53	-1.51	3.76
Tight functions	-0.1	-0.09	0.45	0.01	0.12
Diffuse functions	0.07	0.06	1.12	0.04	0.36
Correlation					
Virtual space cutoff	0.02	0.02	0.00	0.00	0.00
Triples	2.05	1.57	3.09	0.09	0.78
Total	2.14	1.62	8.23	1.51	3.86
%	3.00	2.54	16.41	85.16	30.62

state. Since correlation effects can be expected to be larger in the excited states we use twice the relative difference between the $^2\Sigma_{1/2}$ CCSD(T) and CCSD results and multiply this by the $^2\Pi_{1/2}$ and $^2\Pi_{3/2}$ FSCC values.

Higher-order relativistic effects. In our calculations, the electron-electron interaction is described using the nonrelativistic Coulomb operator. Within the framework of the DIRAC program, a rough estimate of the Breit contribution can be extracted by including the Gaunt interaction in the calculation [49]. However, this contribution can presently be calculated only on the Hartree-Fock level, which is not applicable to the excited states considered here. For the ground state we obtained a negligible effect of about 0.2% in the Dirac-Hartree-Fock level, and, consequently, we will omit this source of uncertainty in the current analysis.

2. Total theoretical uncertainties

The individual contributions to the uncertainties, obtained using the strategy outlined above, are presented in Table V and Fig. 2. We expect the individual uncertainties to be independent of each other to a good approximation, and thus the total uncertainty is obtained by a quadratic sum of the individual uncertainties. This assumption can be expected to be valid

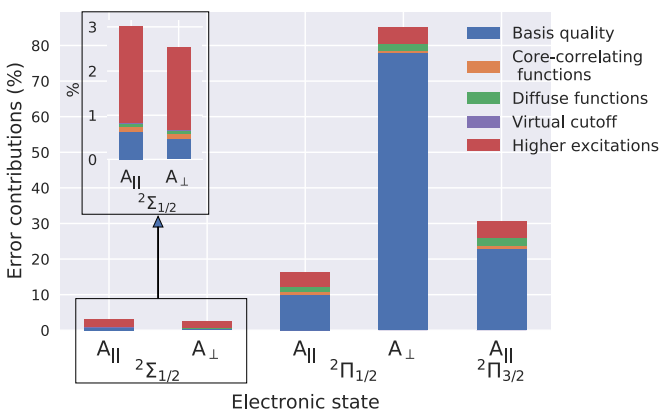


FIG. 2. Contribution of the different sources of uncertainty to the total error bar in HFS constant, given in percentage of the final values.

when the basis set and correlation effects are both treated on a sufficient level, which is the case here.

We observe that the magnitude of the estimated uncertainties is dramatically different between the ground and the excited states, demonstrating the complexity of predicting properties of molecular excited states and highlighting the importance of a separate uncertainty evaluation for different electronic states. This difference is mainly due to the large and dominating contribution of the uncertainty due to the basis set quality in the excited states, as indicated by the blue bars in Fig. 2. For these states, the results are not converged on the 4z level. For the ground state, on the other hand, the uncertainty stemming from the higher-order excitations (red bars) dominates.

V. COMPARISON OF THEORETICAL AND EXPERIMENTAL RESULTS

Within the field of experimental molecular physics, the HFS of diatomic molecules is often described in terms of the Frosch and Foley (FF) parameters [33]. Consequently, we will derive relations between the *ab initio* and FF parameters for comparison of theoretical and experimental values. Most equations needed for this analysis can be found in the literature [33,50–53]; here we present a consistent and easy-to-follow derivation. In addition, we note that, to the best of our knowledge, the equations in terms of the *ab initio* constants for the $^2\Pi_{3/2}$ state cannot be found elsewhere.

In order to compare the theoretical and experimental parameters for the Π states, we first need to extract the experimental HFS parameters from the measured results. These are presented in Ref. [8] in terms of six measured hyperfine energy splittings of in total four different rotational levels within the excited $^2\Pi$ state manifold (see Table VII).

In Secs. VA and VB the energy splittings of the hyperfine levels are derived starting from the FF and *ab initio* Hamiltonians, respectively. In Sec. VC, these energy splittings will be used to derive relations between the two sets of parameters. In Sec. VD, the experimental results will be fitted in order to extract the HFS constants and in Sec. VE the resulting experimental and theoretical HFS parameters will be compared.

A. Energy splittings in terms of the Frosch and Foley parameters

To derive the energy splittings, we first review the Hamiltonian derived by Frosch and Foley [33]:

$$H^{\text{FF}} = a\vec{I} \cdot \vec{L} + (b+c)I_z S_z + b(I_x S_x + I_y S_y) + \frac{1}{2}d(e^{2i\phi} I^- S^- + e^{-2i\phi} I^+ S^+), \quad (7)$$

where the internuclear axis is aligned with the z axis; a , b , c , and d are the molecular HFS constants; and \vec{I} , \vec{L} , and \vec{S} are the vectors describing nuclear spin, orbital angular momentum, and electron spin, respectively. The term involving d in Eq. (7) is dominated by Λ doubling. In the following, we will derive specific Hamiltonians for the $^2\Sigma$, $^2\Pi_{1/2}$, and $^2\Pi_{3/2}$ states.

Since the $^2\Sigma$ state has no electronic orbital angular momentum, the term involving a in Eq. (7) vanishes and the Λ -doubling term involving d has no first-order contribution

[51]. Therefore, the Hamiltonian reduces to

$$H_{\Sigma}^{\text{FF}} = (b + c)I_z S_z + b(I_x S_x + I_y S_y). \quad (8)$$

For BaF in the Π manifold, the spin-orbit coupling constant, A , is much larger than the rotational constant, B ($A = 632.161(1) \text{ cm}^{-1}$ and $B = 0.2117889(27) \text{ cm}^{-1}$ [54]) and it can be described best in Hund's case (a). In Hund's case (a), the only well-defined component of \vec{L} is the z component, denoted Λ , as it is strongly coupled to the internuclear axis. The expectation value of the first two terms in Eq. (7) can thus be simplified to $h = [\Lambda a + \Sigma(b + c)]I_z$, where Σ is the projection of the electron spin onto the internuclear axis.

Within the Π manifold, the operator $(I_x S_x + I_y S_y)$ couples the $\Pi_{1/2}$ and $\Pi_{3/2}$ states. The term involving this operator can be neglected due to the large spin-orbit splitting between these two states. Consequently, for the ${}^2\Pi_{1/2}$ state, the Hamiltonian becomes

$$H_{\Pi_{1/2}}^{\text{FF}} = h_{1/2}I_z + \frac{1}{2}d(e^{2i\phi}I^-S^- + e^{-2i\phi}I^+S^+), \quad (9)$$

where $h_{1/2} = a - \frac{1}{2}(b + c)$, since $\Lambda = 1$ and $\Sigma = -\frac{1}{2}$.

In the case of the ${}^2\Pi_{3/2}$ state, Λ doubling can only arise from second-order coupling with the $\Pi_{1/2}$ state. Again, due to the large splitting between the two states, this interaction will be extremely small, resulting in a vanishing Λ doubling. Consequently, the term involving d can be neglected and the Hamiltonian is simply

$$H_{\Pi_{3/2}}^{\text{FF}} = h_{3/2}I_z, \quad (10)$$

where $h_{3/2} = a + \frac{1}{2}(b + c)$, since $\Lambda = 1$ and $\Sigma = \frac{1}{2}$.

Finally, expressions for the energy splitting between two hyperfine levels ($F = J \pm I$) can be determined by taking the expectation value of Eq. (9) and Eq. (10) over the appropriate Hund's case (a) functions [51]:

$$\Delta E_{\Pi_{1/2}}^{\text{FF}} = \left[h_{1/2} \mp \frac{1}{2}d(2J + 1) \right] \frac{2J + 1}{4J(J + 1)} \quad (11)$$

and

$$E_{\Pi_{3/2}}^{\text{FF}} = 3h_{3/2} \frac{2J + 1}{4J(J + 1)}, \quad (12)$$

with \mp for e and f states, respectively. Here the identification convention is related to the parity by $p_e = (-1)^{J-1/2}$ and $p_f = -p_e$ and follows from Ref. [55]. This is in agreement with Refs. [50] and [56] and is consistent with the program PGOPHER [57].

B. Energy splittings in terms of the *ab initio* parameters

The A_{\parallel} and A_{\perp} constants introduced in Sec. II [Eqs. (6), (1), and (2)] can be defined by the following effective Hamiltonian:

$$H^{Ab \textit{initio}} = A_{\parallel}I_z \tilde{S}_z + A_{\perp}(I_x \tilde{S}_x + I_y \tilde{S}_y), \quad (13)$$

where \tilde{S} is the effective electronic spin. The Hamiltonian in Eq. (13) applies to all of the three considered states.

In order to derive the energy splittings between the hyperfine levels, we again need to evaluate the expectation value of $H^{Ab \textit{initio}}$ over the appropriate spin functions. The resulting

TABLE VI. Relations between the *ab initio* and the FF parameters.

Electronic state	<i>Ab initio</i>	FF
$X^2\Sigma$	A_{\parallel}	$b + c$
	A_{\perp}	b
$A^2\Pi$	$A_{\parallel,1/2}$	$2h_{1/2}$
	$A_{\perp,1/2}$	d
	$A_{\parallel,3/2}$	$\frac{2}{3}h_{3/2}$

energy splitting between two hyperfine levels ($F = J \pm I$) for a system with $I = 1/2$ and $\Omega = 1/2$ can be found in Ref. [50]:

$$\Delta E_{\Omega=1/2}^{Ab \textit{initio}}(J) = \left(\frac{A_{\parallel}}{2J + 1} + \eta A_{\perp} \right) \frac{(2J + 1)^2}{8J(J + 1)}, \quad (14)$$

where $\eta = -1$ for e (even, symmetric) states and $\eta = +1$ for f (odd, asymmetric) states.

For an $\Omega = 3/2$ state, the parity-depending term vanishes due to the absence of Λ doubling and the equation for the energy splitting takes the form

$$\Delta E_{\Omega=3/2}^{Ab \textit{initio}}(J) = \frac{9A_{\parallel}(2J + 1)}{8J(J + 1)}. \quad (15)$$

C. Relations between *ab initio* and Frosch and Foley parameters

Comparing the expressions for the energy splitting for the three states, we can derive the relations between the *ab initio* and the FF parameters; these are shown in Table VI. While there is one set (A_{\parallel} and A_{\perp}) of *ab initio* parameters for each electronic state, a single set of FF parameters (a , b , c , and d) describes the entire Π -state manifold.

D. Analysis of experimental energy splittings

In order to find the experimental best values for a , $(b + c)$, and d for the Π -state manifold, a weighted nonlinear least squares fit of Eqs. (11) and (12) was performed to the measured energy splittings shown in Table VII. The results of this fit are given in Table VIII. The small residuals presented in

TABLE VII. Experimental results of the energy *splitting* between the hyperfine states $F = J + I$ and $F = J - I$ of the $A^2\Pi$ state taken from Ref. [8] together with the corresponding energy splittings and residuals obtained from fitting Eqs. (11) and (12) to these data. All results are in MHz. The fit parameters are given in Table VIII.

	J	Parity	ΔE measured	ΔE fitted	Residual
$A^2\Pi_{1/2}$	1/2	f/−	21.87 ± 0.12	21.94	−0.07
		e/+	17.20 ± 0.17	17.16	0.04
	3/2	f/+	9.90 ± 0.15	9.73	0.17
$A^2\Pi_{3/2}$	3/2	e/−	19.14 ± 0.13	19.02	0.12
		f/+	18.83 ± 0.20	19.02	−0.19
	5/2	f/−	12.19 ± 0.11	12.23	−0.04

TABLE VIII. FF parameters as deduced from experimental hyperfine splittings. Values in MHz.

Electronic state		
$A^2\Pi$	a	26.55 ± 0.10
	$b + c$	-5.54 ± 0.19
	d	3.58 ± 0.14

Table VII show good agreement between derived equations and the measurements.

E. Comparison between theory and experiment

In Table IX, we present the experimentally determined values for the $A_{\parallel,1/2}$, $A_{\perp,1/2}$, and $A_{\parallel,3/2}$ of the Π manifold, derived from the fitted FF parameters and the relations shown in Table VI. These results are compared to the *ab initio* values. For the $^2\Sigma$ ground state, the *ab initio* values are compared to the experimental results of Ernst *et al.* [58].

For the ground state, the CCSD(T) method was used, and the theoretical uncertainty was estimated to be around 3% and 2.5% for A_{\parallel} and A_{\perp} , respectively. The deviations from the experimental results are -0.7% and 0.8% and thus well within the theoretical uncertainty estimate. This is similar to the accuracy we obtained in our earlier work for the HFS parameters of the same state, but for the ^{137}Ba nucleus [7].

For the excited states, the FSCC method was used, resulting in much larger uncertainties, namely, $\sim 17\%$ and $\sim 31\%$ for A_{\parallel} in $^2\Pi_{1/2}$ and $^2\Pi_{3/2}$, respectively, and $\sim 85\%$ for A_{\perp} in $^2\Pi_{1/2}$. These large uncertainties are mostly due to the fact that the excited state parameters are much more sensitive to the basis set quality. In the case of A_{\parallel} of both states, increasing the size of the basis set resulted in an increase of the values of A_{\parallel} , which means that the final results can be expected to underestimate the experimental values. This is indeed what we observe, i.e., the A_{\parallel} is underestimated by 10% and 15% for the $^2\Pi_{1/2}$ and $^2\Pi_{3/2}$ states, respectively. These deviations also fall within the estimated uncertainties.

The basic idea of the theoretical uncertainty estimate is to account for all effects which are neglected in the *ab initio* calculation, i.e., an agreement is to be expected between the theoretical and experimental values. This is not the case for A_{\perp} in the $^2\Pi_{1/2}$ state.

TABLE IX. Final recommended *ab initio* values of A_{\parallel} and A_{\perp} of ^{19}F in BaF with estimated uncertainties together with the values obtained from experiment. All theoretical results were obtained with the s-aug-cv4z basis set; the CCSD(T) method was used for the $^2\Sigma$ state and the FSCC method for the Π states. All results are in MHz.

State		Theory	Experiment
$^2\Sigma_{1/2}$	A_{\parallel}	CCSD(T) 71.22 ± 2.14	71.73 ± 0.09^a
	A_{\perp}	64.02 ± 1.62	63.51 ± 0.03^a
$^2\Pi_{1/2}$	A_{\parallel}	FSCC 51.97 ± 8.25	58.64 ± 0.27^b
	A_{\perp}	2.02 ± 1.51	3.58 ± 0.14^b
$^2\Pi_{3/2}$	A_{\parallel}	13.40 ± 3.86	15.85 ± 0.09^b

^aReference [58].

^bReference [8].

As can be seen in Fig. 2, the basis set effects dominate the uncertainty, being as large as $\sim 80\%$. This indicates that the 4z quality basis set is insufficient for a proper description of the A_{\perp} in the $^2\Pi_{1/2}$ state (and serves as further motivation for the development of Dyllal's 5z quality basis sets [59]). Consequently, the uncertainty estimate of this value can be expected to be less reliable than for the other values presented here.

VI. CONCLUSIONS

We have carried out *ab initio* calculations of the ^{19}F HFS constants in the $^2\Sigma$ ground and the $^2\Pi_{1/2}$ and $^2\Pi_{3/2}$ excited states of BaF. For the ground state, the relativistic CCSD(T) method was used, while for the excited states, which require a multireference treatment, the relativistic FSCC(1,0) method was employed.

A computational study of the effects of the basis set quality and the treatment of electron correlation on the calculated HFS constants was performed. We observed that the excited state HFS constants were much more sensitive to the basis set quality, compared to the ground state parameters. Furthermore, inclusion of perturbative triple excitations was found to have a very large effect on the calculated ground state HFS constants, much larger than that observed for the ^{137}Ba coupling in our previous study [7].

The performed computational study was used to determine the uncertainties of the calculated values. These uncertainties are much smaller for the ground state parameters ($\sim 3\%$) compared to the excited states ($\sim 16\text{--}85\%$), mainly due to the larger basis set dependence of the latter. We also present the experimental HFS constants, obtained by fitting the measured energy splittings [8] and the relations between the *ab initio* parameters and the FF parameters, required to connect between experiment and theory. The *ab initio* values agreed with the experimental results within the estimated uncertainties, except for the A_{\perp} parameter of the $^2\Pi_{1/2}$ state, where higher-quality basis sets are needed to produce accurate results.

This work demonstrates the predictive power of the FSCC method and the reliability of the established uncertainty estimates. Uncertainty estimates based on purely theoretical considerations can be crucial in cases where the calculated property cannot be compared to experiment, and the findings of this work provide an important validation of our computational procedure.

ACKNOWLEDGMENTS

We would like to thank the Center for Information Technology of the University of Groningen for their support and for providing access to the Peregrine high performance computing cluster. This publication is part of the project "High Sector Fock space coupled cluster method: benchmark accuracy across the periodic table" with Project No. VI.Vidi.192.088 of the research programme Vidi which is financed by the Dutch Research Council (NWO). The NL-*e*EDM consortium receives program funding (EEDM-166) from the Netherlands Organisation for Scientific Research (NWO). The data that support the findings of this study are available from the corresponding author upon reasonable request.

- [1] N. Fitch and M. Tarbutt, Laser-cooled molecules, in *Advances in Atomic, Molecular, and Optical Physics*, Vol. 70, edited by L. F. Dimauro, H. Perrin, and S. F. Yelin (Academic Press, New York, 2021), Chap. 3, pp. 157–262.
- [2] A. D. Ludlow, M. M. Boyd, J. Ye, E. Peik, and P. O. Schmidt, Optical atomic clocks, *Rev. Mod. Phys.* **87**, 637 (2015).
- [3] M. G. Kozlov, M. S. Safronova, J. R. Crespo López-Urrutia, and P. O. Schmidt, Highly charged ions: Optical clocks and applications in fundamental physics, *Rev. Mod. Phys.* **90**, 045005 (2018).
- [4] S. Raeder, D. Ackermann, H. Backe, R. Beerwerth, J. C. Berengut, M. Block, A. Borschevsky, B. Cheal, P. Chhetri, C. E. Düllmann, V. A. Dzuba, E. Eliav, J. Even, R. Ferrer, V. V. Flambaum, S. Fritzsche, F. Giacompo, S. Götz, F. P. Heßberger, M. Huyse *et al.*, Probing Sizes and Shapes of Nobelium Isotopes by Laser Spectroscopy, *Phys. Rev. Lett.* **120**, 232503 (2018).
- [5] L. V. Skripnikov, S. Schmidt, J. Ullmann, C. Geppert, F. Kraus, B. Kresse, W. Nörtershäuser, A. F. Privalov, B. Scheibe, V. M. Shabaev, M. Vogel, and A. V. Volotka, New Nuclear Magnetic Moment of ^{209}Bi : Resolving the Bismuth Hyperfine Puzzle, *Phys. Rev. Lett.* **120**, 093001 (2018).
- [6] M. S. Safronova, D. Budker, D. DeMille, D. F. J. Kimball, A. Derevianko, and C. W. Clark, Search for new physics with atoms and molecules, *Rev. Mod. Phys.* **90**, 025008 (2018).
- [7] P. A. B. Haase, E. Eliav, M. Iliaš, and A. Borschevsky, Hyperfine structure constants on the relativistic coupled cluster level with associated uncertainties, *J. Phys. Chem. A* **124**, 3157 (2020).
- [8] V. R. Marshall *et al.* (NL-eEDM collaboration) (unpublished).
- [9] P. Aggarwal, H. L. Bethlem, A. Borschevsky, M. Denis, K. Esajas, P. A. B. Haase, Y. Hao, S. Hoekstra, K. Jungmann, T. B. Meijknecht, M. C. Mooij, R. G. E. Timmermans, W. Ubachs, L. Willmann, and A. Zapara, Measuring the electric dipole moment of the electron in BaF, *Eur. Phys. J. D* **72**, 197 (2018).
- [10] P. A. B. Haase, D. J. Doeglas, A. Boeschoten, E. Eliav, M. Iliaš, P. Aggarwal, H. L. Bethlem, A. Borschevsky, K. Esajas, Y. Hao, S. Hoekstra, V. R. Marshall, T. B. Meijknecht, M. C. Mooij, K. Steinebach, R. G. E. Timmermans, A. P. Touwen, W. Ubachs, L. Willmann, and Y. Yin, Systematic study and uncertainty evaluation of P,T-odd molecular enhancement factors in BaF, *J. Chem. Phys.* **155**, 034309 (2021).
- [11] Y. Hao, M. Iliaš, E. Eliav, P. Schwerdtfeger, V. V. Flambaum, and A. Borschevsky, Nuclear anapole moment interaction in BaF from relativistic coupled-cluster theory, *Phys. Rev. A* **98**, 032510 (2018).
- [12] E. Altuntaş, J. Ammon, S. B. Cahn, and D. DeMille, Demonstration of a Sensitive Method to Measure Nuclear-Spin-Dependent Parity Violation, *Phys. Rev. Lett.* **120**, 142501 (2018).
- [13] T. Chen, W. Bu, and B. Yan, Structure, branching ratios, and a laser-cooling scheme for the ^{138}BaF molecule, *Phys. Rev. A* **94**, 063415 (2016).
- [14] R. Albrecht, M. Scharwaechter, T. Sixt, L. Hofer, and T. Langen, Buffer-gas cooling, high-resolution spectroscopy, and optical cycling of barium monofluoride molecules, *Phys. Rev. A* **101**, 013413 (2020).
- [15] F. Kogel, M. Rockenhäuser, R. Albrecht, and T. Langen, A laser cooling scheme for precision measurements using fermionic barium monofluoride ($^{137}\text{Ba}^{19}\text{F}$) molecules, *New J. Phys.* **23**, 095003 (2021).
- [16] V. A. Dzuba, V. V. Flambaum, and M. G. Kozlov, Combination of the many-body perturbation theory with the configuration-interaction method, *Phys. Rev. A* **54**, 3948 (1996).
- [17] V. A. Dzuba, V. V. Flambaum, M. G. Kozlov, and S. G. Porsev, Using effective operators in calculating the hyperfine structure of atoms, *J. Exp. Theor. Phys.* **87**, 885 (1998).
- [18] V. A. Dzuba, V. V. Flambaum, and O. P. Sushkov, Relativistic many-body calculations of the hyperfine-structure intervals in caesium and francium atoms, *J. Phys. B: At. Mol. Phys.* **17**, 1953 (1984).
- [19] V. A. Dzuba, V. V. Flambaum, P. G. Silvestrov, and O. P. Sushkov, Correlation potential method for the calculation of energy levels, hyperfine structure and E1 transition amplitudes in atoms with one unpaired electron, *J. Phys. B: At. Mol. Phys.* **20**, 1399 (1987).
- [20] J. S. M. Ginges, A. V. Volotka, and S. Fritzsche, Ground-state hyperfine splitting for Rb, Cs, Fr, Ba^+ , and Ra^+ , *Phys. Rev. A* **96**, 062502 (2017).
- [21] M. S. Safronova, A. Derevianko, and W. R. Johnson, Relativistic many-body calculations of energy levels, hyperfine constants, and transition rates for sodiumlike ions, $Z = 11\text{--}16$, *Phys. Rev. A* **58**, 1016 (1998).
- [22] M. S. Safronova, W. R. Johnson, and A. Derevianko, Relativistic many-body calculations of energy levels, hyperfine constants, electric-dipole matrix elements, and static polarizabilities for alkali-metal atoms, *Phys. Rev. A* **60**, 4476 (1999).
- [23] M. Das, R. K. Chaudhuri, S. Chattopadhyay, and U. S. Mahapatra, Fock-space multireference coupled-cluster calculations of the hyperfine structure of isoelectronic $^{33}\text{S}^-$ and $^{35,37}\text{Cl}$, *Phys. Rev. A* **84**, 042512 (2011).
- [24] J. Bieroń, C. F. Fischer, S. Fritzsche, and K. Pachucki, Lifetime and hyperfine structure of the $^3\text{D}_2$ state of radium, *J. Phys. B: At. Mol. Opt. Phys.* **37**, L305 (2004).
- [25] P. Jönsson, X. He, C. Froese Fischer, and I. Grant, The grasp2K relativistic atomic structure package, *Comput. Phys. Commun.* **177**, 597 (2007).
- [26] A. V. Oleynichenko, A. Zaitsevskii, L. V. Skripnikov, and E. Eliav, Relativistic Fock space coupled cluster method for many-electron systems: Non-perturbative account for connected triple excitations, *Symmetry (Basel)* **12**, 1101 (2020).
- [27] D. I. Lyakh, M. Musiał, V. F. Lotrich, and R. J. Bartlett, Multireference nature of chemistry: The coupled-cluster view, *Chem. Rev.* **112**, 182 (2012).
- [28] Y. Hao, L. F. Pašteka, L. Visscher, P. Aggarwal, H. L. Bethlem, A. Boeschoten, A. Borschevsky, M. Denis, K. Esajas, S. Hoekstra, K. Jungmann, V. R. Marshall, T. B. Meijknecht, M. C. Mooij, R. G. E. Timmermans, A. Touwen, W. Ubachs, L. Willmann, Y. Yin, and A. Zapara, High accuracy theoretical investigations of CaF, SrF, and BaF and implications for laser-cooling, *J. Chem. Phys.* **151**, 034302 (2019).
- [29] J. V. Pototschnig, K. G. Dyall, L. Visscher, and A. S. P. Gomes, Electronic spectra of ytterbium fluoride from relativistic electronic structure calculations, *Phys. Chem. Chem. Phys.* **23**, 22330 (2021).
- [30] F. P. Gustafsson, C. M. Ricketts, M. L. Reitsma, R. F. Garcia Ruiz, S. W. Bai, J. C. Berengut, J. Billowes, C. L. Binnersley,

- A. Borschevsky, T. E. Cocolios, B. S. Cooper, R. P. de Groote, K. T. Flanagan, Á. Koszorus, G. Neyens, H. A. Perrett, A. R. Vernon, Q. Wang, S. G. Wilkins, and X. F. Yang, Tin resonance-ionization schemes for atomic- and nuclear-structure studies, *Phys. Rev. A* **102**, 052812 (2020).
- [31] A. Kanellakopoulos, X. F. Yang, M. L. Bissell, M. L. Reitsma, S. W. Bai, J. Billowes, K. Blaum, A. Borschevsky, B. Cheal, C. S. Devlin, R. F. Garcia Ruiz, H. Heylen, S. Kaufmann, K. König, Á. Koszorus, S. Lechner, S. Malbrunot-Ettenauer, R. Neugart, G. Neyens, W. Nörtershäuser *et al.*, Nuclear moments of germanium isotopes near $N = 40$, *Phys. Rev. C* **102**, 054331 (2020).
- [32] A. de Vries, P. A. B. Haase, and A. Borschevsky (unpublished).
- [33] R. A. Frosch and H. M. Foley, Magnetic hyperfine structure in diatomic molecules, *Phys. Rev.* **88**, 1337 (1952).
- [34] L. Visscher and K. G. Dyall, Dirac-Fock atomic electronic structure calculations using different nuclear charge distributions, *At. Data Nucl. Data Tables* **67**, 207 (1997).
- [35] DIRAC, a relativistic *ab initio* electronic structure program, Release DIRAC17 (2017), written by L. Visscher, H. J. Aa. Jensen, R. Bast, and T. Saue, with contributions from V. Bakken, K. G. Dyall, S. Dubillard, U. Ekström, E. Eliav, T. Enevoldsen, E. Faßhauer, T. Fleig, O. Fossgaard, A. S. P. Gomes, E. D. Hedegård, T. Helgaker, J. Henriksson, M. Iliaš, Ch. R. Jacob, S. Knecht, S. Komorovský, O. Kullie, J. K. Lærdahl, C. V. Larsen, Y. S. Lee, H. S. Nataraj, M. K. Nayak, P. Norman, G. Olejniczak, J. Olsen, J. M. H. Olsen, Y. C. Park, J. K. Pedersen, M. Pernpointner, R. di Remigio, K. Ruud, P. Salek, B. Schimmelpennig, A. Shee, J. Sikkema, A. J. Thorvaldsen, J. Thyssen, J. van Stralen, S. Villaume, O. Visser, T. Winther, and S. Yamamoto (see <http://www.diracprogram.org>).
- [36] L. B. Knight, Jr., W. Easley, W. Weltner, Jr., and M. Wilson, Hyperfine interaction and chemical bonding in MgF, CaF, SrF, and BaF molecules, *J. Chem. Phys.* **54**, 322 (1971).
- [37] K. P. Huber and G. Herzberg, *Molecular Spectra and Molecular Structure, IV. Constants of Diatomic Molecules* (Springer, New York, 1979).
- [38] N. J. Stone, Table of nuclear magnetic dipole and electric quadrupole moments, *At. Data Nucl. Data Tables* **90**, 75 (2005).
- [39] K. Raghavachari, G. W. Trucks, J. A. Pople, and M. Head-Gordon, A fifth-order perturbation comparison of electron correlation theories, *Chem. Phys. Lett.* **157**, 479 (1989).
- [40] M. J. Deegan and P. J. Knowles, Perturbative corrections to account for triple excitations in closed and open shell coupled cluster theories, *Chem. Phys. Lett.* **227**, 321 (1994).
- [41] M. Urban, J. Noga, S. J. Cole, and R. J. Bartlett, Towards a full CCSDT model for electron correlation, *J. Chem. Phys.* **83**, 4041 (1985).
- [42] K. G. Dyall, Relativistic double-zeta, triple-zeta, and quadruple-zeta basis sets for the 4s, 5s, 6s, and 7s elements, *J. Phys. Chem. A* **113**, 12638 (2009).
- [43] A. S. P. Gomes, K. G. Dyall, and L. Visscher, Relativistic double-zeta, triple-zeta, and quadruple-zeta basis sets for the lanthanides La–Lu, *Theor. Chem. Acc.* **127**, 369 (2010).
- [44] K. G. Dyall, Relativistic double-zeta, triple-zeta, and quadruple-zeta basis sets for the light elements H–Ar, *Theor. Chem. Acc.* **135**, 128 (2016).
- [45] Y. Hao, P. Navrátil, E. B. Norrgard, M. Iliaš, E. Eliav, R. G. E. Timmermans, V. V. Flambaum, and A. Borschevsky, Nuclear spin-dependent parity-violating effects in light polyatomic molecules, *Phys. Rev. A* **102**, 052828 (2020).
- [46] T. J. Lee and P. R. Taylor, A diagnostic for determining the quality of single-reference electron correlation methods, *Int. J. Quantum Chem.* **36**, 199 (1989).
- [47] M. Denis, P. A. B. Haase, R. G. E. Timmermans, E. Eliav, N. R. Hutzler, and A. Borschevsky, Enhancement factor for the electric dipole moment of the electron in the BaOH and YbOH molecules, *Phys. Rev. A* **99**, 042512 (2019).
- [48] M. Denis, Y. Hao, E. Eliav, N. R. Hutzler, M. K. Nayak, R. G. E. Timmermans, and A. Borschevsky, Enhanced P,T-violating nuclear magnetic quadrupole moment effects in laser-coolable molecules, *J. Chem. Phys.* **152**, 084303 (2020).
- [49] M. Pernpointner, The effect of the Gaunt interaction on the electric field gradient, *J. Phys. B: At. Mol. Opt. Phys.* **35**, 383 (2002).
- [50] B. E. Sauer, S. B. Cahn, M. G. Kozlov, G. D. Redgrave, and E. A. Hinds, Perturbed hyperfine doubling in the $A^2\Pi_{1/2}$ and [18.6] 0.5 states of YbF, *J. Chem. Phys.* **110**, 8424 (1999).
- [51] G. C. Dousmanis, Magnetic hyperfine effects and electronic structure of NO, *Phys. Rev.* **97**, 967 (1955).
- [52] J. M. Brown and A. Carrington, *Rotational Spectroscopy of Diatomic Molecules* (Cambridge University Press, Cambridge, U.K., 2003).
- [53] R. J. Mawhorter, B. S. Murphy, A. L. Baum, T. J. Sears, T. Yang, P. M. Rupasinghe, C. P. McRaven, N. E. Shafer-Ray, L. D. Alpehi, and J.-U. Grabow, Characterization of the ground X_1 state of $^{204}\text{Pb}^{19}\text{F}$, $^{206}\text{Pb}^{19}\text{F}$, $^{207}\text{Pb}^{19}\text{F}$ and $^{208}\text{Pb}^{19}\text{F}$, *Phys. Rev. A* **84**, 022508 (2011).
- [54] C. Effantin, A. Bernard, J. d’Incan, G. Wannous, J. Vergès, and R. Barrow, Studies of the electronic states of the BaF molecule, *Mol. Phys.* **70**, 735 (1990).
- [55] J. Brown, J. Hougen, K.-P. Huber, J. Johns, I. Kopp, H. Lefebvre-Brion, A. Merer, D. Ramsay, J. Rostas, and R. Zare, The labeling of parity doublet levels in linear molecules, *J. Mol. Spectrosc.* **55**, 500 (1975).
- [56] C. J. Ho, J. A. Devlin, I. M. Rabey, P. Yzombard, J. Lim, S. C. Wright, N. J. Fitch, E. A. Hinds, M. R. Tarbutt, and B. E. Sauer, New techniques for a measurement of the electron’s electric dipole moment, *New J. Phys.* **22**, 053031 (2020).
- [57] C. M. Western, PGOPHER: A program for simulating rotational, vibrational and electronic spectra, *J. Quant. Spectrosc. Radiat. Transfer* **186**, 221 (2017).
- [58] W. Ernst, J. Kändler, and T. Törring, Hyperfine structure and electric dipole moment of BaF $X^2\Sigma^+$, *J. Chem. Phys.* **84**, 4769 (1986).
- [59] K. Dyall (private communication).