

University of Groningen

Measurement of branching fractions for $\psi(3686) \rightarrow \gamma\eta'$, $\gamma\eta$, and $\gamma\pi^0$

Ablikim, M.; Achasov, M. N.; Ahmed, S.; Albrecht, M.; Alekseev, M.; Amoroso, A.; Haddadi, Z.; Kalantar-Nayestanaki, N.; Kavatsyuk, M.; Messchendorp, J. G.

Published in:
Physical Review D

DOI:
[10.1103/PhysRevD.96.052003](https://doi.org/10.1103/PhysRevD.96.052003)

IMPORTANT NOTE: You are advised to consult the publisher's version (publisher's PDF) if you wish to cite from it. Please check the document version below.

Document Version
Publisher's PDF, also known as Version of record

Publication date:
2017

[Link to publication in University of Groningen/UMCG research database](#)

Citation for published version (APA):

Ablikim, M., Achasov, M. N., Ahmed, S., Albrecht, M., Alekseev, M., Amoroso, A., Haddadi, Z., Kalantar-Nayestanaki, N., Kavatsyuk, M., Messchendorp, J. G., Tiemens, M., & BESIII Collaboration (2017). Measurement of branching fractions for $\psi(3686) \rightarrow \gamma\eta'$, $\gamma\eta$, and $\gamma\pi^0$. *Physical Review D*, 96(5), Article 052003. <https://doi.org/10.1103/PhysRevD.96.052003>

Copyright

Other than for strictly personal use, it is not permitted to download or to forward/distribute the text or part of it without the consent of the author(s) and/or copyright holder(s), unless the work is under an open content license (like Creative Commons).

The publication may also be distributed here under the terms of Article 25fa of the Dutch Copyright Act, indicated by the "Taverne" license. More information can be found on the University of Groningen website: <https://www.rug.nl/library/open-access/self-archiving-pure/taverne-amendment>.

Take-down policy

If you believe that this document breaches copyright please contact us providing details, and we will remove access to the work immediately and investigate your claim.

Downloaded from the University of Groningen/UMCG research database (Pure): <http://www.rug.nl/research/portal>. For technical reasons the number of authors shown on this cover page is limited to 10 maximum.

Measurement of branching fractions for $\psi(3686) \rightarrow \gamma\eta'$, $\gamma\eta$, and $\gamma\pi^0$

M. Ablikim,¹ M. N. Achasov,^{9,d} S. Ahmed,¹⁴ M. Albrecht,⁴ M. Alekseev,^{54a,54c} A. Amoroso,^{54a,54c} F. F. An,¹ Q. An,^{51,41} J. Z. Bai,¹ Y. Bai,⁴⁰ O. Bakina,²⁵ R. Baldini Ferroli,^{21a} Y. Ban,³³ D. W. Bennett,²⁰ J. V. Bennett,⁵ N. Berger,²⁴ M. Bertani,^{21a} D. Bettoni,^{22a} F. Bianchi,^{54a,54c} E. Boger,^{25,b} I. Boyko,²⁵ R. A. Briere,⁵ H. Cai,⁵⁶ X. Cai,^{1,41} O. Cakir,^{44a} A. Calcaterra,^{21a} G. F. Cao,^{1,45} S. A. Cetin,^{44b} J. Chai,^{54c} J. F. Chang,^{1,41} G. Chelkov,^{25,b,c} G. Chen,¹ H. S. Chen,^{1,45} J. C. Chen,¹ M. L. Chen,^{1,41} S. J. Chen,³¹ X. R. Chen,²⁸ Y. B. Chen,^{1,41} X. K. Chu,³³ G. Cibinetto,^{22a} F. Cossio,^{54c} H. L. Dai,^{1,41} J. P. Dai,^{36,h} A. Dbeyssi,¹⁴ D. Dedovich,²⁵ Z. Y. Deng,¹ A. Denig,²⁴ I. Denysenko,²⁵ M. Destefanis,^{54a,54c} F. De Mori,^{54a,54c} Y. Ding,²⁹ C. Dong,³² J. Dong,^{1,41} L. Y. Dong,^{1,45} M. Y. Dong,^{1,41,45} O. Dorjkhaidav,²³ Z. L. Dou,³¹ S. X. Du,⁵⁸ P. F. Duan,¹ J. Fang,^{1,41} S. S. Fang,^{1,45} Y. Fang,¹ R. Farinelli,^{22a,22b} L. Fava,^{54b,54c} S. Fegan,²⁴ F. Feldbauer,⁴ G. Felici,^{21a} C. Q. Feng,^{51,41} E. Fioravanti,^{22a} M. Fritsch,⁴ C. D. Fu,¹ Q. Gao,¹ X. L. Gao,^{51,41} Y. Gao,⁴³ Y. G. Gao,⁶ Z. Gao,^{51,41} B. Garillon,²⁴ I. Garzia,^{22a} K. Goetzen,¹⁰ L. Gong,³² W. X. Gong,^{1,41} W. Gradl,²⁴ M. Greco,^{54a,54c} M. H. Gu,^{1,41} S. Gu,¹⁵ Y. T. Gu,¹² A. Q. Guo,¹ R. P. Guo,¹ Y. P. Guo,²⁴ A. Guskov,²⁵ Z. Haddadi,²⁷ S. Han,⁵⁶ X. Q. Hao,¹⁵ F. A. Harris,⁴⁶ K. L. He,^{1,45} X. Q. He,⁵⁰ F. H. Heinsius,⁴ T. Held,⁴ Y. K. Heng,^{1,41,45} T. Holtmann,⁴ Z. L. Hou,¹ H. M. Hu,^{1,45} J. F. Hu,^{36,h} T. Hu,^{1,41,45} Y. Hu,¹ G. S. Huang,^{51,41} J. S. Huang,¹⁵ S. H. Huang,⁴² X. T. Huang,³⁵ X. Z. Huang,³¹ Z. L. Huang,²⁹ T. Hussain,⁵³ W. Ikegami Andersson,⁵⁵ Q. Ji,¹ Q. P. Ji,¹⁵ X. B. Ji,^{1,45} X. L. Ji,^{1,41} X. S. Jiang,^{1,41,45} X. Y. Jiang,³² J. B. Jiao,³⁵ Z. Jiao,¹⁷ D. P. Jin,^{1,41,45} S. Jin,^{1,45} Y. Jin,⁴⁷ T. Johansson,⁵⁵ A. Julin,⁴⁸ N. Kalantar-Nayestanaki,²⁷ X. S. Kang,³² M. Kavatsyuk,²⁷ B. C. Ke,⁵ T. Khan,^{51,41} A. Khoukaz,⁴⁹ P. Kiese,²⁴ R. Kliemt,¹⁰ L. Koch,²⁶ O. B. Kolcu,^{44b,f} B. Kopf,⁴ M. Kornicer,⁴⁶ M. Kuemmel,⁴ M. Kuhlmann,⁴ A. Kupsc,⁵⁵ W. Kühn,²⁶ J. S. Lange,²⁶ M. Lara,²⁰ P. Larin,¹⁴ L. Lavezzi,^{54c} H. Leithoff,²⁴ C. Leng,^{54c} C. Li,⁵⁵ Cheng Li,^{51,41} D. M. Li,⁵⁸ F. Li,^{1,41} F. Y. Li,³³ G. Li,¹ H. B. Li,^{1,45} H. J. Li,¹ J. C. Li,¹ Jin Li,³⁴ K. J. Li,⁴² Kang Li,¹³ Ke Li,¹ Lei Li,³ P. L. Li,^{51,41} P. R. Li,^{45,7} Q. Y. Li,³⁵ W. D. Li,^{1,45} W. G. Li,¹ X. L. Li,³⁵ X. N. Li,^{1,41} X. Q. Li,³² Z. B. Li,⁴² H. Liang,^{51,41} Y. F. Liang,³⁸ Y. T. Liang,²⁶ G. R. Liao,¹¹ J. Libby,¹⁹ D. X. Lin,¹⁴ B. Liu,^{36,h} B. J. Liu,¹ C. X. Liu,¹ D. Liu,^{51,41} F. H. Liu,³⁷ Fang Liu,¹ Feng Liu,⁶ H. B. Liu,¹² H. M. Liu,^{1,45} Huanhuan Liu,¹ Huihui Liu,¹⁶ J. B. Liu,^{51,41} J. Y. Liu,¹ K. Liu,⁴³ K. Y. Liu,²⁹ Ke Liu,⁶ L. D. Liu,³³ Q. Liu,⁴⁵ S. B. Liu,^{51,41} X. Liu,²⁸ Y. B. Liu,³² Z. A. Liu,^{1,41,45} Zhiqing Liu,²⁴ Y. F. Long,³³ X. C. Lou,^{1,41,45} H. J. Lu,¹⁷ J. G. Lu,^{1,41} Y. Lu,¹ Y. P. Lu,^{1,41} C. L. Luo,³⁰ M. X. Luo,⁵⁷ X. L. Luo,^{1,41} X. R. Lyu,⁴⁵ F. C. Ma,²⁹ H. L. Ma,¹ L. L. Ma,³⁵ M. M. Ma,¹ Q. M. Ma,¹ T. Ma,¹ X. N. Ma,³² X. Y. Ma,^{1,41} Y. M. Ma,³⁵ F. E. Maas,¹⁴ M. Maggiora,^{54a,54c} Q. A. Malik,⁵³ Y. J. Mao,³³ Z. P. Mao,¹ S. Marcello,^{54a,54c} Z. X. Meng,⁴⁷ J. G. Messchendorp,²⁷ G. Mezzadri,^{22b} J. Min,^{1,41} R. E. Mitchell,²⁰ X. H. Mo,^{1,41,45} Y. J. Mo,⁶ C. Morales Morales,¹⁴ G. Morello,^{21a} N. Yu. Muchnoi,^{9,d} H. Muramatsu,⁴⁸ A. Mustafa,⁴ Y. Nefedov,²⁵ F. Nerling,¹⁰ I. B. Nikolaev,^{9,d} Z. Ning,^{1,41} S. Nisar,⁸ S. L. Niu,^{1,41} X. Y. Niu,¹ S. L. Olsen,³⁴ Q. Ouyang,^{1,41,45} S. Pacetti,^{21b} Y. Pan,^{51,41} M. Papenbrock,⁵⁵ P. Patteri,^{21a} M. Pelizaeus,⁴ J. Pellegrino,^{54a,54c} H. P. Peng,^{51,41} K. Peters,^{10,g} J. Pettersson,⁵⁵ J. L. Ping,³⁰ R. G. Ping,^{1,45} A. Pitka,⁴ R. Poling,⁴⁸ V. Prasad,^{51,41} H. R. Qi,² M. Qi,³¹ T. Y. Qi,² S. Qian,^{1,41} C. F. Qiao,⁴⁵ N. Qin,⁵⁶ X. S. Qin,⁴ Z. H. Qin,^{1,41} J. F. Qiu,¹ K. H. Rashid,^{53,i} C. F. Redmer,²⁴ M. Richter,⁴ M. Ripka,²⁴ M. Rolo,^{54c} G. Rong,^{1,45} Ch. Rosner,¹⁴ A. Sarantsev,^{25,e} M. Savrié,^{22b} C. Schnier,⁴ K. Schoenning,⁵⁵ W. Shan,³³ X. Y. Shan,^{51,41} M. Shao,^{51,41} C. P. Shen,² P. X. Shen,³² X. Y. Shen,^{1,45} H. Y. Sheng,¹ J. J. Song,³⁵ W. M. Song,³⁵ X. Y. Song,¹ S. Sosio,^{54a,54c} C. Sowa,⁴ S. Spataro,^{54a,54c} G. X. Sun,¹ J. F. Sun,¹⁵ L. Sun,⁵⁶ S. S. Sun,^{1,45} X. H. Sun,¹ Y. J. Sun,^{51,41} Y. K. Sun,^{51,41} Y. Z. Sun,¹ Z. J. Sun,^{1,41} Z. T. Sun,²⁰ Y. T. Tan,^{51,41} C. J. Tang,³⁸ G. Y. Tang,¹ X. Tang,¹ I. Tapan,^{44c} M. Tiemens,²⁷ B. T. Tsednee,²³ I. Uman,^{44d} G. S. Varner,⁴⁶ B. Wang,¹ B. L. Wang,⁴⁵ D. Wang,³³ D. Y. Wang,³³ Dan Wang,⁴⁵ K. Wang,^{1,41} L. L. Wang,¹ L. S. Wang,¹ M. Wang,³⁵ P. Wang,¹ P. L. Wang,¹ W. P. Wang,^{51,41} X. F. Wang,⁴³ Y. Wang,³⁹ Y. D. Wang,¹⁴ Y. F. Wang,^{1,41,45} Y. Q. Wang,²⁴ Z. Wang,^{1,41} Z. G. Wang,^{1,41} Z. Y. Wang,¹ Zongyuan Wang,¹ T. Weber,⁴ D. H. Wei,¹¹ J. H. Wei,³² P. Weidenkaff,²⁴ S. P. Wen,¹ U. Wiedner,⁴ M. Wolke,⁵⁵ L. H. Wu,¹ L. J. Wu,¹ Z. Wu,^{1,41} L. Xia,^{51,41} Y. Xia,¹⁸ D. Xiao,¹ Y. J. Xiao,¹ Z. J. Xiao,³⁰ X. H. Xie,⁴² Y. G. Xie,^{1,41} Y. H. Xie,⁶ X. A. Xiong,¹ Q. L. Xiu,^{1,41} G. F. Xu,¹ J. J. Xu,¹ L. Xu,¹ Q. J. Xu,¹³ Q. N. Xu,⁴⁵ X. P. Xu,³⁹ L. Yan,^{54a,54c} W. B. Yan,^{51,41} W. C. Yan,² Y. H. Yan,¹⁸ H. J. Yang,^{36,h} H. X. Yang,¹ L. Yang,⁵⁶ Y. H. Yang,³¹ Y. X. Yang,¹¹ M. Ye,^{1,41} M. H. Ye,⁷ J. H. Yin,¹ Z. Y. You,⁴² B. X. Yu,^{1,41,45} C. X. Yu,³² J. S. Yu,²⁸ C. Z. Yuan,^{1,45} Y. Yuan,¹ A. Yuncu,^{44b,a} A. A. Zafar,⁵³ Y. Zeng,¹⁸ Z. Zeng,^{51,41} B. X. Zhang,¹ B. Y. Zhang,^{1,41} C. C. Zhang,¹ D. H. Zhang,¹ H. H. Zhang,⁴² H. Y. Zhang,^{1,41} J. Zhang,¹ J. L. Zhang,¹ J. Q. Zhang,⁴ J. W. Zhang,^{1,41,45} J. Y. Zhang,¹ J. Z. Zhang,^{1,45} K. Zhang,¹ L. Zhang,⁴³ S. Q. Zhang,³² X. Y. Zhang,³⁵ Y. Zhang,^{51,41} Y. H. Zhang,^{1,41} Y. T. Zhang,^{51,41} Yang Zhang,¹ Yao Zhang,¹ Yu Zhang,⁴⁵ Z. H. Zhang,⁶ Z. P. Zhang,⁵¹ Z. Y. Zhang,³⁶ G. Zhao,¹ J. W. Zhao,^{1,41} J. Y. Zhao,¹ J. Z. Zhao,^{1,41} Lei Zhao,^{51,41} Ling Zhao,¹ M. G. Zhao,³² Q. Zhao,¹ S. J. Zhao,⁵⁸ T. C. Zhao,¹ Y. B. Zhao,^{1,41} Z. G. Zhao,^{51,41} A. Zhemchugov,^{25,b} B. Zheng,^{52,14} J. P. Zheng,^{1,41} W. J. Zheng,³⁵ Y. H. Zheng,⁴⁵ B. Zhong,³⁰ L. Zhou,^{1,41} X. Zhou,⁵⁶ X. K. Zhou,^{51,41} X. R. Zhou,^{51,41} X. Y. Zhou,¹ J. Zhu,⁴² K. Zhu,¹ K. J. Zhu,^{1,41,45} S. Zhu,¹ S. H. Zhu,⁵⁰ X. L. Zhu,⁴³ Y. C. Zhu,^{51,41} Y. S. Zhu,^{1,45} Z. A. Zhu,^{1,45} J. Zhuang,^{1,41} B. S. Zou,¹ and J. H. Zou¹

(BESIII Collaboration)

- ¹*Institute of High Energy Physics, Beijing 100049, People's Republic of China*
²*Beihang University, Beijing 100191, People's Republic of China*
³*Beijing Institute of Petrochemical Technology, Beijing 102617, People's Republic of China*
⁴*Bochum Ruhr-University, D-44780 Bochum, Germany*
⁵*Carnegie Mellon University, Pittsburgh, Pennsylvania 15213, USA*
⁶*Central China Normal University, Wuhan 430079, People's Republic of China*
⁷*China Center of Advanced Science and Technology, Beijing 100190, People's Republic of China*
⁸*COMSATS Institute of Information Technology, Lahore, Defence Road, Off Raiwind Road, 54000 Lahore, Pakistan*
⁹*G. I. Budker Institute of Nuclear Physics SB RAS (BINP), Novosibirsk 630090, Russia*
¹⁰*GSI Helmholtzcentre for Heavy Ion Research GmbH, D-64291 Darmstadt, Germany*
¹¹*Guangxi Normal University, Guilin 541004, People's Republic of China*
¹²*Guangxi University, Nanning 530004, People's Republic of China*
¹³*Hangzhou Normal University, Hangzhou 310036, People's Republic of China*
¹⁴*Helmholtz Institute Mainz, Johann-Joachim-Becher-Weg 45, D-55099 Mainz, Germany*
¹⁵*Henan Normal University, Xinxiang 453007, People's Republic of China*
¹⁶*Henan University of Science and Technology, Luoyang 471003, People's Republic of China*
¹⁷*Huangshan College, Huangshan 245000, People's Republic of China*
¹⁸*Hunan University, Changsha 410082, People's Republic of China*
¹⁹*Indian Institute of Technology Madras, Chennai 600036, India*
²⁰*Indiana University, Bloomington, Indiana 47405, USA*
^{21a}*INFN Laboratori Nazionali di Frascati, I-00044 Frascati, Italy*
^{21b}*INFN and University of Perugia, I-06100 Perugia, Italy*
^{22a}*INFN Sezione di Ferrara, I-44122 Ferrara, Italy*
^{22b}*University of Ferrara, I-44122 Ferrara, Italy*
²³*Institute of Physics and Technology, Peace Ave. 54B, Ulaanbaatar 13330, Mongolia*
²⁴*Johannes Gutenberg University of Mainz, Johann-Joachim-Becher-Weg 45, D-55099 Mainz, Germany*
²⁵*Joint Institute for Nuclear Research, 141980 Dubna, Moscow region, Russia*
²⁶*Justus-Liebig-Universitaet Giessen, II. Physikalisches Institut, Heinrich-Buff-Ring 16, D-35392 Giessen, Germany*
²⁷*KVI-CART, University of Groningen, NL-9747 AA Groningen, Netherlands*
²⁸*Lanzhou University, Lanzhou 730000, People's Republic of China*
²⁹*Liaoning University, Shenyang 110036, People's Republic of China*
³⁰*Nanjing Normal University, Nanjing 210023, People's Republic of China*
³¹*Nanjing University, Nanjing 210093, People's Republic of China*
³²*Nankai University, Tianjin 300071, People's Republic of China*
³³*Peking University, Beijing 100871, People's Republic of China*
³⁴*Seoul National University, Seoul 151-747 Korea*
³⁵*Shandong University, Jinan 250100, People's Republic of China*
³⁶*Shanghai Jiao Tong University, Shanghai 200240, People's Republic of China*
³⁷*Shanxi University, Taiyuan 030006, People's Republic of China*
³⁸*Sichuan University, Chengdu 610064, People's Republic of China*
³⁹*Soochow University, Suzhou 215006, People's Republic of China*
⁴⁰*Southeast University, Nanjing 211100, People's Republic of China*
⁴¹*State Key Laboratory of Particle Detection and Electronics, Beijing 100049, Hefei 230026, People's Republic of China*
⁴²*Sun Yat-Sen University, Guangzhou 510275, People's Republic of China*
⁴³*Tsinghua University, Beijing 100084, People's Republic of China*
^{44a}*Ankara University, 06100 Tandogan, Ankara, Turkey*
^{44b}*Istanbul Bilgi University, 34060 Eyup, Istanbul, Turkey*
^{44c}*Uludag University, 16059 Bursa, Turkey*
^{44d}*Near East University, Nicosia, North Cyprus, Mersin 10, Turkey*
⁴⁵*University of Chinese Academy of Sciences, Beijing 100049, People's Republic of China*
⁴⁶*University of Hawaii, Honolulu, Hawaii 96822, USA*
⁴⁷*University of Jinan, Jinan 250022, People's Republic of China*
⁴⁸*University of Minnesota, Minneapolis, Minnesota 55455, USA*
⁴⁹*University of Muenster, Wilhelm-Klemm-Str. 9, 48149 Muenster, Germany*
⁵⁰*University of Science and Technology Liaoning, Anshan 114051, People's Republic of China*
⁵¹*University of Science and Technology of China, Hefei 230026, People's Republic of China*
⁵²*University of South China, Hengyang 421001, People's Republic of China*

⁵³*University of the Punjab, Lahore-54590, Pakistan*^{54a}*University of Turin, I-10125 Turin, Italy*^{54b}*University of Eastern Piedmont, I-15121 Alessandria, Italy*^{54c}*INFN, I-10125 Turin, Italy*⁵⁵*Uppsala University, Box 516, SE-75120 Uppsala, Sweden*⁵⁶*Wuhan University, Wuhan 430072, People's Republic of China*⁵⁷*Zhejiang University, Hangzhou 310027, People's Republic of China*⁵⁸*Zhengzhou University, Zhengzhou 450001, People's Republic of China*

(Received 10 August 2017; published 25 September 2017)

Using a data sample of 448×10^6 $\psi(3686)$ events collected with the BESIII detector operating at the BEPCII storage ring, the decays $\psi(3686) \rightarrow \gamma\eta$ and $\psi(3686) \rightarrow \gamma\pi^0$ are observed with a statistical significance of 7.3σ and 6.7σ , respectively. The branching fractions are measured to be $\mathcal{B}(\psi(3686) \rightarrow \gamma\eta) = (0.85 \pm 0.18 \pm 0.05) \times 10^{-6}$ and $\mathcal{B}(\psi(3686) \rightarrow \gamma\pi^0) = (0.95 \pm 0.16 \pm 0.05) \times 10^{-6}$. In addition, we measure the branching fraction of $\psi(3686) \rightarrow \gamma\eta'$ to be $\mathcal{B}(\psi(3686) \rightarrow \gamma\eta') = (125.1 \pm 2.2 \pm 6.2) \times 10^{-6}$, which represents an improvement of precision over previous results.

DOI: 10.1103/PhysRevD.96.052003

I. INTRODUCTION

Radiative decays to light hadrons comprise a substantial fraction of the decays of vector charmonium states, e.g., 6% for J/ψ and 1% for $\psi(3686)$ [1] with respect to their total width. In previous experiments, only about 10% of the expected J/ψ and $\psi(3686)$ radiative decays have been observed exclusively [2]. Within the framework of quantum chromodynamics (QCD), radiative decays of the vector charmonium states proceed predominantly via the emission of a real photon from the c or \bar{c} quark, followed by the $c\bar{c}$ annihilation into two gluons.

Various phenomenological mechanisms, such as $\eta_c - \eta^{(\prime)}$ mixing [3,4], final-state radiation by light quarks [5,6], and the vector-meson dominance model in association with $\eta_c - \eta^{(\prime)}$ mixing [7], are proposed to explain the properties of charmonium state radiative decays to a pseudoscalar meson. Measurements of these charmonium radiative decays provide important tests for the different theoretical predictions. The ratio $R_{J/\psi} \equiv \frac{\mathcal{B}(J/\psi \rightarrow \gamma\eta)}{\mathcal{B}(J/\psi \rightarrow \gamma\eta')}$ has been predicted based on the

first-order perturbative QCD calculation, and $R_{\psi(3686)} \equiv \frac{\mathcal{B}(\psi(3686) \rightarrow \gamma\eta)}{\mathcal{B}(\psi(3686) \rightarrow \gamma\eta')}$ is expected to be approximately the same; i.e., $R_{\psi(3686)} \approx R_{J/\psi}$ [8]. The decay rates of J/ψ and $\psi(3686) \rightarrow \gamma\pi^0$ are expected to be smaller than those of J/ψ and $\psi(3686) \rightarrow \gamma\eta$ or $\gamma\eta'$ as a consequence of suppressed gluon coupling to isovector currents. By assuming that the partial widths of $J/\psi \rightarrow \gamma\eta$ and $\gamma\eta'$ are saturated by the $\eta_c - \eta'$ mixing, the predicted branching fractions of $J/\psi \rightarrow \gamma\eta$ and $\gamma\eta'$ were accounted for to the correct orders of magnitude in Ref. [9].

The CLEO experiment [10] measured the branching fractions of J/ψ and $\psi(3686)$ decays to $\gamma\pi^0$, $\gamma\eta$, and $\gamma\eta'$ using a data sample of 27×10^6 $\psi(3686)$ events and found a value of $R_{J/\psi} = (21.1 \pm 0.9)\%$ and $R_{\psi(3686)} < 1.8\%$, and so, $R_{\psi(3686)} \ll R_{J/\psi}$. The most recent experimental results from the BESIII Collaboration [11] confirmed the small value of $R_{\psi(3686)}$ and made a first measurement of the branching fraction $\mathcal{B}(\psi(3686) \rightarrow \gamma\pi^0)$ of $(1.58 \pm 0.4(\text{stat}) \pm 0.13(\text{syst})) \times 10^{-6}$ based on a data sample of 106×10^6 $\psi(3686)$ events. These results suggest a deviation from the saturation assumption [9] and imply that some other mechanisms are important in $\psi(3686)$ radiative decays to a pseudoscalar meson (P). Reference [7] discusses decay mechanisms in the framework of the vector-meson dominance model associated with $\eta_c - \eta^{(\prime)}$ mixing in order to interpret the difference between J/ψ and $\psi(3686)$ radiative decays to a pseudoscalar meson and predicts $\mathcal{B}(\psi(3686) \rightarrow \gamma\pi^0) = (0.07-0.12) \times 10^{-6}$. Reference [12] predicts $\mathcal{B}(\psi(3686) \rightarrow \gamma\pi^0) \approx 2.19 \times 10^{-7}$ in the framework of the vector-meson dominance model. Another model, named survival hypothesis [13], predicts $0.8 < \frac{\mathcal{B}(\psi(3686) \rightarrow \gamma\pi^0)}{\mathcal{B}(\psi(3686) \rightarrow \gamma\eta)} < 1.2$.

The BESIII detector [14] has accumulated $(106.9 \pm 7.5) \times 10^6$ and $(341.1 \pm 2.1) \times 10^6$ decays in 2009 and

^aAlso at Bogazici University, 34342 Istanbul, Turkey.^bAlso at the Moscow Institute of Physics and Technology, Moscow 141700, Russia.^cAlso at the Functional Electronics Laboratory, Tomsk State University, Tomsk, 634050, Russia.^dAlso at the Novosibirsk State University, Novosibirsk, 630090, Russia.^eAlso at the NRC ‘‘Kurchatov Institute’’, PNPI, 188300, Gatchina, Russia.^fAlso at Istanbul Arel University, 34295 Istanbul, Turkey.^gAlso at Goethe University Frankfurt, 60323 Frankfurt am Main, Germany.^hAlso at Key Laboratory for Particle Physics, Astrophysics and Cosmology, Ministry of Education; Shanghai Key Laboratory for Particle Physics and Cosmology; Institute of Nuclear and Particle Physics, Shanghai 200240, People's Republic of China.ⁱGovernment College Women University, Sialkot—51310. Punjab, Pakistan.

2012, respectively, adding up to a total of 448×10^6 $\psi(3686)$ events, corresponding to an integrated luminosity of 509.4 pb^{-1} . The number of $\psi(3686)$ decays was determined by counting inclusive hadronic events [15,16]. The results reported in this paper are based on the complete $\psi(3686)$ data sample collected with BESIII and thereby supersede the previous measurements [11].

II. BESIII DETECTOR AND MONTE CARLO SIMULATION

The BESIII detector is described in detail in Ref. [14]. The detector is cylindrically symmetric and covers 93% of the solid angle around the interaction point (IP). The detector consists of four main components: (a) a 43-layer main drift chamber (MDC) provides momentum measurements for charged tracks with a resolution of 0.5% at $1 \text{ GeV}/c$ in a 1 T magnetic field, (b) a time-of-flight system (TOF) composed of plastic scintillators has a time resolution of 80 ps (110 ps) in the barrel (end caps), (c) a 6240-cell CsI(Tl)-crystal electromagnetic calorimeter (EMC) provides an energy resolution for photons at 1 GeV of 2.5% (5%) in the barrel (end caps), (d) a muon counter consisting of 9 (8) layers of resistive plate chambers in the barrel (end caps) within the return yoke of the magnet provides a position resolution of 2 cm. The electron and positron beams collide with an angle of 22 mrad at the IP in order to separate the e^+ and e^- beams after the collision.

Monte Carlo (MC) simulations are used to study backgrounds and to determine the detection efficiencies. The GEANT4-based [17] simulation software, BESIII Object Oriented Simulation Tool (BOOST) [18], contains a description of the detector geometry and material as well as records of the detector running conditions and performance. An “inclusive” MC sample consists of 506×10^6 generic $\psi(3686)$ events, for which the $\psi(3686)$ is produced by the KKMC [19] generator, and its measured decay modes are simulated by BESEVTGEN [20] by setting the branching fractions of known decays according to the Particle Data Group (PDG) [2], while the remaining unknown decay modes are simulated by LUNDCHARM [21]. The signal events $\psi(3686) \rightarrow \gamma P$ are generated according to the helicity amplitude model HELAMP with the options (1, 0, -1, 0) [20], where the options indicate the amplitudes for different partial waves. In the analysis of $\psi(3686) \rightarrow \gamma\eta$, the prominent decay mode $\eta \rightarrow \gamma\gamma$ is not selected, since it suffers from the huge quantum electrodynamics (QED) background $e^+e^- \rightarrow \gamma\gamma$ and as a consequence, from poor statistical significance. The other two prominent decay modes $\eta \rightarrow \pi^+\pi^-\pi^0$ and $\pi^0\pi^0\pi^0$ are selected. In the analysis of $\psi(3686) \rightarrow \gamma\eta'$, the η' is reconstructed in its decay modes $\eta' \rightarrow \pi^+\pi^-\eta$ and $\pi^0\pi^0\eta$ with $\eta \rightarrow \gamma\gamma$, which have identical final states as those in the analysis of $\psi(3686) \rightarrow \gamma\eta$. Many of the systematic uncertainties on the detection efficiency are correlated in the two analyses and will cancel in the

measurement of $R_{\psi(3686)}$. In the MC simulation, the decays of $\eta' \rightarrow \pi\pi\eta$ and $\eta \rightarrow \pi\pi\pi$ are generated according to the measured Dalitz plot distributions [22,23]. In the analysis of $\psi(3686) \rightarrow \gamma\pi^0$, the π^0 signal is reconstructed with its dominant decay mode $\pi^0 \rightarrow \gamma\gamma$, and the corresponding decay is described in the MC simulation with a uniform distribution in phase space.

III. ANALYSIS OF $\psi(3686) \rightarrow \gamma\eta'/\eta/\pi^0$

Charged tracks are reconstructed from hits in the MDC. The polar angle of each track must satisfy $|\cos\theta| < 0.93$. Tracks are required to originate from the IP within $\pm 10 \text{ cm}$ along the beam direction and within 1 cm in the plane perpendicular to the beam. All selected charged tracks are assumed to be pions.

Photon candidates are reconstructed from isolated clusters in the EMC. The deposited energy is required to be larger than 25 MeV in the barrel region ($|\cos\theta| < 0.80$) or 50 MeV in the end cap regions ($0.86 < |\cos\theta| < 0.92$). The energy deposited in the nearby TOF counter is included to improve the reconstruction efficiency and energy resolution. To eliminate clusters associated with charged tracks, the angle extended from the IP between the extrapolated impact point of any charged track in the EMC and a photon candidate has to be larger than 10 deg. For the decays including charged particles in the final states, the timing of EMC clusters with respect to the event start time is used to suppress electronics noise and photon candidates unrelated to the event. For the decay with only neutral particles in the final states, the timing requirements are not applied because of the poorly defined start time.

Candidate π^0 and η mesons that do not originate from the $\psi(3686)$ radiative decay are reconstructed from pairs of photons. The invariant mass $M(\gamma\gamma)$ is required to be within $[0.120, 0.150]$ and $[0.522, 0.572] \text{ GeV}/c^2$ for these π^0 and η candidates, respectively.

A. Decay $\psi(3686) \rightarrow \gamma\eta'$

Candidate η' mesons are reconstructed in their decays to $\pi^+\pi^-\eta$ and $\pi^0\pi^0\eta$. We require that there are no additional charged tracks and the number of photon candidates is less than 9. The photon with the largest energy is regarded as the radiative photon. Events in the range $0.80 < M(\pi\pi\eta) < 1.10 \text{ GeV}/c^2$ are kept for further analysis, and the η' signal region is defined as $0.92 < M(\pi\pi\eta) < 0.98 \text{ GeV}/c^2$. To reduce the backgrounds and to improve the mass resolution, a four-constraint (4C) kinematic fit is applied to the final state particle candidates, constraining the total four momentum to the initial values of the colliding beams. The χ_{4C}^2 is required to be less than 80. If more than one possible combination is found in an event, the one with the smallest χ_{4C}^2 is retained. For $\eta' \rightarrow \pi^0\pi^0\eta$, we define a variable $\chi_{M_{\gamma\gamma}}^2 = (M(\gamma_1\gamma_2) - M_{\pi^0})^2/\sigma_{\pi^0}^2 + (M(\gamma_3\gamma_4) - M_{\pi^0})^2/\sigma_{\pi^0}^2 + (M(\gamma_5\gamma_6) - M_{\eta})^2/\sigma_{\eta}^2$,

where $M(\gamma_i\gamma_j)$ is the invariant masses of the photon pair $\gamma_i\gamma_j$, M_{π^0} , and M_η are the nominal mass of the π^0 and η taken from the PDG [2], and $\sigma_{\pi^0} = 4.8$ MeV/ c^2 and $\sigma_\eta = 8.7$ MeV/ c^2 are the corresponding mass resolutions. If there are multiple π^0 and η candidates in an event that involve the same photon, only the candidate with the lowest $\chi_{M_{\gamma\gamma}}^2$ is retained.

To check the contribution from the continuum process $e^+e^- \rightarrow \gamma\eta'$, we use 44 pb $^{-1}$ of data collected at a center-of-mass energy $\sqrt{s} = 3.65$ GeV [15]. No event within the η' signal region passes the $\eta' \rightarrow \pi^0\pi^0\eta$ and $\eta' \rightarrow \pi^+\pi^-\eta$ selection criteria. Therefore, the background from nonresonant production is negligible. For the charged decay mode $\eta' \rightarrow \pi^+\pi^-\eta$, we use the events in the η sideband region, $[M_\eta - 9\sigma, M_\eta - 6\sigma]$ and $[M_\eta + 6\sigma, M_\eta + 9\sigma]$, to check the contribution of non- η backgrounds. The investigation shows that this kind of background distributes uniformly in the region of interest in the $\pi^+\pi^-\eta$ invariant mass spectrum. A study of the inclusive $\psi(3686)$ MC sample reveals that the channels $\psi(3686) \rightarrow \pi^+\pi^-J/\psi$ with $J/\psi \rightarrow \gamma\eta$ and $\psi(3686) \rightarrow \gamma\eta\pi^+\pi^-$ are the dominant backgrounds with an η in the final state. The channels $\psi(3686) \rightarrow \pi^0\pi^0J/\psi$ with $J/\psi \rightarrow \gamma\eta$ and $\psi(3686) \rightarrow \eta J/\psi$ with $J/\psi \rightarrow \gamma\eta$ and $\eta \rightarrow \pi^0\pi^0\pi^0$ are the main backgrounds in the neutral mode, $\eta' \rightarrow \pi^0\pi^0\eta$. The contribution from $\psi(3686) \rightarrow \gamma\eta\pi^0\pi^0$ is negligible because of the small branching fraction. All of the above backgrounds distribute smoothly and do not produce peaks in the vicinity of the η' signal in the $\pi\pi\eta$ invariant mass spectrum, $M(\pi\pi\eta)$.

Figure 1 shows the $M(\pi\pi\eta)$ distributions for selected $\pi^+\pi^-\eta$ (left) and $\pi^0\pi^0\eta$ (right) candidates. Prominent η' signals are observed in both decay modes. To determine the signal yield, a simultaneous unbinned maximum likelihood fit is performed to the mass spectra of both decay modes. The ratio of the number of $\pi^+\pi^-\eta$ signal events to that of $\pi^0\pi^0\eta$ signal events is fixed to be $\frac{\epsilon_{\pi^+\pi^-\eta} \cdot \mathcal{B}(\eta' \rightarrow \pi^+\pi^-\eta)}{\epsilon_{\pi^0\pi^0\eta} \cdot \mathcal{B}(\eta' \rightarrow \pi^0\pi^0\eta) \cdot \mathcal{B}(\pi^0 \rightarrow \gamma\gamma)}$, where $\mathcal{B}(\eta' \rightarrow \pi^{+0}\pi^{-0}\eta)$ and $\mathcal{B}(\pi^0 \rightarrow \gamma\gamma)$ are the branching fractions taken from the PDG [2], and $\epsilon_{\pi^+\pi^-\eta} = 30.8\%$

and $\epsilon_{\pi^0\pi^0\eta} = 9.0\%$ are the respective reconstruction efficiencies determined from signal MC simulations. In the fit, the signals are described by the MC-determined shapes convolved with a Gaussian function representing the remaining discrepancy between the data and MC simulation, where the parameters of the Gaussian function are left free in the fit. The backgrounds are described with an ARGUS [24] function with the threshold parameter fixed slightly below the kinematical limit to take into account the finite experimental resolution on the η and π^0 masses. The fit results are shown in Fig. 1, and the goodness-of-fit is $\chi^2/\text{d.o.f.} = 74.7/48$. The signal yield of $\psi(3686) \rightarrow \gamma\eta'$ corrected for reconstruction efficiency and decay branching fractions of the η' and its daughters is 56053.5 ± 980.8 , where the error is statistical only.

B. Decay $\psi(3686) \rightarrow \gamma\eta$

The η candidates in the decay $\psi(3686) \rightarrow \gamma\eta$ are reconstructed using the prominent decay modes $\pi^+\pi^-\pi^0$ and $\pi^0\pi^0\pi^0$. The event selection is similar to that of the $\psi(3686) \rightarrow \gamma\eta'$ analysis, since they have the same final states, except that we do not apply the requirement of the angle between charged tracks and isolated photons because of the higher momentum of the η candidates. As a consequence, the photons from the π^0 decay can be close to the charged pions.

For $\psi(3686) \rightarrow \gamma\eta$ with $\eta \rightarrow \pi^+\pi^-\pi^0$, the main backgrounds come from the tail of continuum process $e^+e^- \rightarrow \gamma_{ISR}\omega$, which is studied using the data taken at $\sqrt{s} = 3.65$ GeV. The $\pi^+\pi^-\pi^0$ mass spectrum for the continuum process is flat, and the expected number of events is 251.6 ± 58.8 . The backgrounds from $\psi(3686)$ decays are examined with the 506 M inclusive MC sample. Only one such event survives, and this class of background is therefore ignored. For $\psi(3686) \rightarrow \gamma\eta$ with $\eta \rightarrow \pi^0\pi^0\pi^0$, the possible peaking background is from the decays $\psi(3686) \rightarrow \gamma\chi_{cJ}$ with $\chi_{cJ} \rightarrow \eta(\pi^0\pi^0\pi^0)\eta(\gamma\gamma)$, which is expected to produce 0.6 ± 0.1 events in the signal region according to the MC simulation. Therefore, this source of background can be ignored. The background from the

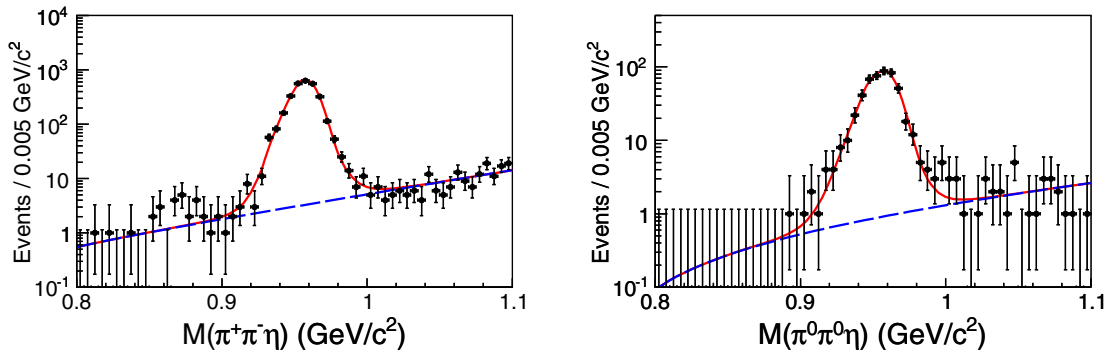


FIG. 1. Projection of the simultaneous fit to the invariant mass of $M(\pi^+\pi^-\eta)$ (left) and $M(\pi^0\pi^0\eta)$ (right). Dots with error bars show data, the red solid curves show the total fit result, and the blue dashed lines represent the background contributions.

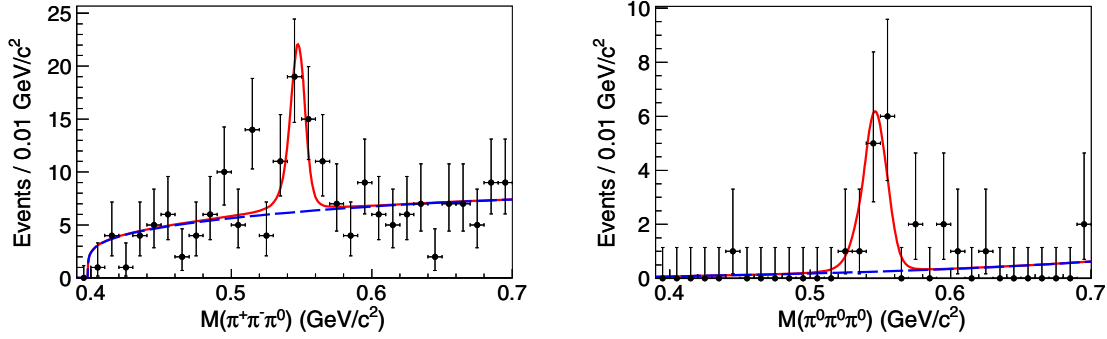


FIG. 2. Projection of the simultaneous fit to the invariant mass of $M(\pi^+\pi^-\pi^0)$ (left) and $M(\pi^0\pi^0\pi^0)$ (right). Dots with error bars represent the data, the red solid curves show the total fit result, and the blue dashed lines correspond to the background contributions.

continuum process, studied with the data taken at $\sqrt{s} = 3.65$ GeV, is expected to contribute less than one event and is also ignored.

The $M(\pi\pi\pi)$ invariant mass is used to determine the signal yield of $\psi(3686) \rightarrow \gamma\eta$. Figure 2 shows the distribution of $M(\pi^+\pi^-\pi^0)$ (left) and $M(\pi^0\pi^0\pi^0)$ (right) for selected $\pi^+\pi^-\pi^0$ and $\pi^0\pi^0\pi^0$ candidates, respectively. A clear peak for the η signal is seen in both $M(\pi\pi\pi)$ distributions. The signal region is defined as $[0.522, 0.572]$ GeV/ c^2 and the fit range is $[0.380, 0.700]$ GeV/ c^2 . A simultaneous unbinned maximum likelihood fit is applied to the $M(\pi^+\pi^-\pi^0)$ and $M(\pi^0\pi^0\pi^0)$ spectra. The ratio of the number of $\pi^+\pi^-\pi^0$ signal events to that of $\pi^0\pi^0\pi^0$ signal events is fixed at $\frac{\epsilon_{\pi^+\pi^-\pi^0} \cdot \mathcal{B}(\eta \rightarrow \pi^+\pi^-\pi^0)}{\epsilon_{\pi^0\pi^0\pi^0} \cdot \mathcal{B}(\eta \rightarrow \pi^0\pi^0\pi^0) \cdot \mathcal{B}(\pi^0 \rightarrow \gamma\gamma)}$, where $\mathcal{B}(\eta \rightarrow \pi\pi\pi)$ and $\mathcal{B}(\pi^0 \rightarrow \gamma\gamma)$ are the branching fractions quoted from the PDG [2]; $\epsilon_{\pi^+\pi^-\pi^0} = 29.0\%$ and $\epsilon_{\pi^0\pi^0\pi^0} = 12.1\%$ are the reconstruction efficiencies determined from the signal MC simulations. In the fit, the signal is described with the MC-determined shape convolved with a Gaussian function, where the parameters of the Gaussian function are fixed to those obtained in the simultaneous fit for $\psi(3686) \rightarrow \gamma\eta'$, which has the same final state and higher statistics. The background is described with an ARGUS function, where the threshold parameter is fixed to the sum of the mass of the three pion. The fit results are shown in Fig. 2 as solid curves. The signal yield of $\psi(3686) \rightarrow \gamma\eta$ after correcting for efficiency and decay branching fractions of the η and its daughters is 382.5 ± 78.9 , where the uncertainty is statistical only. The goodness-of-fit is $\chi^2/\text{d.o.f.} = 16.6/11$, using only bins with at least seven events. The statistical significance of $\psi(3686) \rightarrow \gamma\eta$ is 7.3σ by comparing the likelihood values of the fits with or without the η signal included [$\Delta(\ln \mathcal{L}) = 27.0$] and taking into account the change in the number of degrees of freedom [$\Delta(\text{d.o.f.}) = 1$].

C. Decay $\psi(3686) \rightarrow \gamma\pi^0$

To select candidate events for the decay $\psi(3686) \rightarrow \gamma\pi^0$, the events are required to have exactly three reconstructed

showers and no good charged tracks. To suppress the QED background $e^+e^- \rightarrow \gamma\gamma(\gamma_{ISR})$, only photons in the barrel region ($|\cos\theta| < 0.8$) are accepted. A 4C kinematic fit is performed, and the χ^2_{4C} is required to be less than 40. The most energetic photon is regarded as the radiative one. To further suppress the QED background, the cosine of the helicity angle of the π^0 , which is defined as the angle between the momentum direction of the more energetic photon in the π^0 rest frame and the π^0 momentum in the $\psi(3686)$ rest frame, is required to be less than 0.7.

Based on a study of the continuum data at $\sqrt{s} = 3.65$ GeV and the inclusive MC sample, we find that the $e^+e^- \rightarrow \gamma\gamma(\gamma_{ISR})$ processes contaminate the signal. One of the photons converts into an e^+e^- pair, which are misidentified as two photons if the track finding algorithm fails. To remove this kind of background, we require fewer than eight hits in the MDC in the region between the two radial lines connecting the IP and the two shower positions in the EMC. According to MC studies, almost all of peaking background caused by the gamma conversion process in the $e^+e^- \rightarrow \gamma\gamma$ events can be rejected with only a 2.7% loss in the signal efficiency. The other backgrounds are the decays $\psi(3686) \rightarrow \gamma\chi_{cJ}$ ($J = 0, 2$), with $\chi_{cJ} \rightarrow \pi^0\pi^0$, which produce a peak in the signal region in the two-photon invariant mass. According to MC simulations and using the well-measured branching fractions quoted in the PDG [2], the background is expected to be 36.7 ± 1.7 events.

Figure 3 shows the $M(\gamma\gamma)$ spectrum for selected $\psi(3686) \rightarrow \gamma\pi^0$ candidates. A clear peak from the π^0 signal is observed. An unbinned maximum likelihood fit to the $M(\gamma\gamma)$ distribution is performed to determine the signal yield. The fit function consists of three components representing the signal, a smooth background from $e^+e^- \rightarrow \gamma\gamma(\gamma_{ISR})$ events, and a contribution from $\psi(3686) \rightarrow \gamma\chi_{cJ}$ decays with $\chi_{cJ} \rightarrow \pi^0\pi^0$. The signal is modeled by a MC simulated shape convoluted with a Gaussian function representing the resolution difference between the MC simulation and the data. The parameters of the Gaussian function are left free in the fit. The shape parameters of the

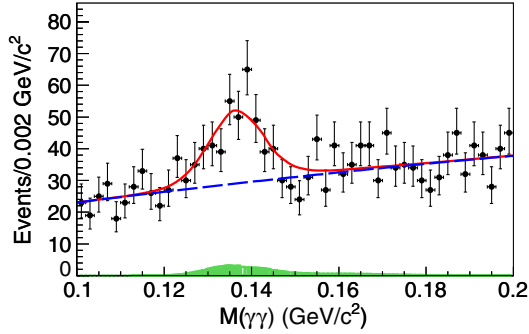


FIG. 3. Unbinned maximum likelihood fit to the $M(\gamma\gamma)$ spectrum for the decay $\psi(3686) \rightarrow \gamma\pi^0$. Dots with error bars show data. The red solid curve shows the result of the fit, the blue dashed line represents the contribution of the QED background, and the green shaded histogram depicts the peaking background from $\chi_{cJ} \rightarrow \pi^0\pi^0$ decays.

smooth background are determined from the MC simulation, and the magnitude is determined by the fit to data. The size and shape of the contribution from $\psi(3686) \rightarrow \gamma\chi_{cJ}$ decays with $\chi_{cJ} \rightarrow \pi^0\pi^0$ are fixed according to the expectation from MC studies. The results of the maximum likelihood fit are shown in Fig. 3, and the goodness-of-fit is $\chi^2/\text{d.o.f.} = 40.6/46$. The signal yield after correcting for the efficiency, which is 36.8% according to the MC simulation, and the decay branching fractions of the π^0 is 423.4 ± 71.4 , and the statistical significance of the π^0 signal is 6.7σ [$\Delta(\ln \mathcal{L}) = 26.1$, $\Delta(\text{d.o.f.}) = 3$].

In the above three analyses, the branching fractions are obtained using the signal yields $N_{\text{sig}}^{\text{cor}}$, corrected for the detection efficiency and the subsequent branching fraction, and the total number of $\psi(3686)$ events $N_{\text{tot}}^{\psi(3686)}$ according to $\mathcal{B} = \frac{N_{\text{sig}}^{\text{cor}}}{N_{\text{tot}}^{\psi(3686)}}$. The results are summarized in Table I.

IV. SYSTEMATIC UNCERTAINTIES

The main sources of systematic uncertainty in the branching fraction measurements stem from the data-simulation differences in the track reconstruction efficiency, the photon detection efficiency, the η and π^0 reconstruction efficiency, and the kinematic fit, and the uncertainties from the related branching fraction in the cascade decays, the number of hits in the MDC, and the number of photons required in $\psi(3686) \rightarrow \gamma\pi^0$, the fit procedure, and the decay

models of the η' and η in the MC simulation, as well as the total number of $\psi(3686)$ events.

The uncertainty due to the charged track reconstruction is studied with the control sample $\psi(3686) \rightarrow \pi^+\pi^-J/\psi$, $J/\psi \rightarrow \ell^+\ell^-$, and is 1% per track [25]. The uncertainty for the photon detection efficiency is 1% for each photon on average, obtained by studying the control sample $J/\psi \rightarrow \rho^0\pi^0$ [26]. In studying the $\psi(3686) \rightarrow \gamma\pi^0$ mode, only the photons within the barrel EMC region are used, which significantly improves the systematic uncertainty, estimated to be 0.5% per photon. For the reconstruction of the η and π^0 mesons from their two-photon decay mode, the systematic uncertainty is 1.0% per meson [25].

The uncertainty associated with the kinematic fit arises from the inconsistency of the track helix parameter and photon between the data and the MC simulation. For the decay processes including charged tracks in the final state, we correct the three helix parameters (ϕ_0 , κ , and $\tan\lambda$) of the charged tracks in the signal MC samples to reduce this deviation, where the correction factors are obtained by comparing their pull distributions in a control sample of $\psi(3686) \rightarrow K^+K^-\pi^+\pi^-$ between data and MC simulation, as described in Ref. [27]. We also estimate the detection efficiency without the helix parameter corrections, and the resulting change in the detection efficiency, 1%, is taken as the systematic uncertainty. For the decay processes with purely neutral particles in the final states, the uncertainty associated with the kinematic fit is studied using the decay $e^+e^- \rightarrow \gamma\gamma_{\text{ISR}}$ as the control sample. The ratios of the number of events with and without the kinematic fit are obtained. The difference in the ratios between the data and MC simulations, 2.0%, is considered as the systematic uncertainty due to the kinematic fit.

In the analysis of $\psi(3686) \rightarrow \gamma\pi^0$, the additional requirement on the number of hits in the MDC is applied to suppress the dominant background $e^+e^- \rightarrow \gamma\gamma(\gamma_{\text{ISR}})$. The corresponding efficiency is studied with the control sample $\psi(3686) \rightarrow \gamma\chi_{c2}$ with $\chi_{c2} \rightarrow \gamma\gamma$, which has same final state as the signal process of interest. The plane region used to count the MDC hits in the control sample is larger than that in the $\psi(3686) \rightarrow \gamma\pi^0$ decay due to the smaller Lorentz boost of the $\gamma\gamma$ system, and as a consequence, more MDC hits from noise will be counted in the control sample. To minimize this effect, we normalize the MDC hits according to area by assuming the noise is distributed uniformly over the MDC. The difference in the efficiency between the data

TABLE I. A comparison of our results with previously published BESIII measurements. $N_{\text{sig}}^{\text{cor}}$ is the signal yield, corrected for efficiency and subsequent branching fractions, as obtained from the fits. The statistical significances are presented as well.

Decay mode	Significance	$N_{\text{sig}}^{\text{cor}}$	$\mathcal{B}(\psi(3686) \rightarrow \gamma\eta'/\eta/\pi^0)$	Previous results from BESIII [11]
$\psi(3686) \rightarrow \gamma\eta'$	$> 10\sigma$	56053.5 ± 980.8	$(125.1 \pm 2.2 \pm 6.2) \times 10^{-6}$	$(126 \pm 3 \pm 8) \times 10^{-6}$
$\psi(3686) \rightarrow \gamma\eta$	7.3σ	382.5 ± 78.9	$(0.85 \pm 0.18 \pm 0.04) \times 10^{-6}$	$(1.38 \pm 0.48 \pm 0.09) \times 10^{-6}$
$\psi(3686) \rightarrow \gamma\pi^0$	6.7σ	423.4 ± 71.4	$(0.95 \pm 0.16 \pm 0.05) \times 10^{-6}$	$(1.58 \pm 0.40 \pm 0.13) \times 10^{-6}$

and MC simulation is 1%, which is taken as a systematic uncertainty. Analogously, the selection efficiency for the photon multiplicity requirement, $N_\gamma = 3$, is studied with the same control samples. The resulting difference between the data and MC simulation, 3.1%, is regarded as the systematic uncertainty.

The sources of systematic uncertainty in the fit procedures include the fit range and the background. The uncertainty associated with the fit range is estimated by varying the fit range by ± 0.01 GeV/ c^2 ; the largest resulting change in the signal yields with respect to the nominal values are taken as the uncertainties. In the analysis of $\psi(3686) \rightarrow \gamma\eta'$ and $\gamma\eta$, the uncertainties related to the background shape are estimated by replacing the ARGUS functions with polynomials functions in the fit. The resulting changes in the signal yields with respect to the nominal values are considered as the systematic uncertainties. In the analysis of $\psi(3686) \rightarrow \gamma\pi^0$, the peaking backgrounds from the $\psi(3686) \rightarrow \gamma\chi_{c0,2}$ decay are included in the fit and the corresponding strengths are fixed to the values estimated from the MC simulation, incorporating the branching fraction from the PDG [2]. To evaluate the systematic uncertainty, we change the strength of the peaking background by ± 1 times the standard deviations of the background strength and repeat the fits. The larger change of the signal yield, 2.1%, is taken as the systematic uncertainty.

In the MC simulation, we generate the $\eta' \rightarrow \pi^+\pi^-\eta$ and $\eta \rightarrow \pi^+\pi^-\pi^0$ signals according to Refs. [22,23]. We vary the parameters within ± 1 times the standard deviation in the generator. The changes in the reconstruction efficiency, 0.6% for the η' mode, and 0.4% for the η mode, are taken as the systematic uncertainties.

The uncertainty in the total number of $\psi(3686)$ decays is estimated to be 0.6% [15,16]. The uncertainties related to

the branching fractions in the cascade decays are quoted from the PDG [2].

Table II summarizes the various systematic uncertainties for the decays of interest. The overall systematic uncertainties are obtained by adding the individual uncertainties in quadrature, taking into account the correlation between the different decay modes. Compared to the previous BESIII measurements [11], improved systematic uncertainties are obtained due to the improved measurement of the total number of $\psi(3686)$ events and better fits to the corresponding invariant mass to determine the signal yields.

V. SUMMARY

By analyzing the data sample of 448×10^6 $\psi(3686)$ events collected at $\sqrt{s} = 3.686$ GeV with the BESIII detector, we observe clear signals of $\psi(3686)$ decays to $\gamma\eta'$, $\gamma\eta$, and $\gamma\pi^0$. The statistical significance of $\psi(3686) \rightarrow \gamma\eta$ and $\gamma\pi^0$ are 7.3σ and 6.7σ , respectively, and the decay branching fractions are measured with much improved precision, superseding the previous BESIII measurement [11]. A comparison of these results to those in Ref. [11] is shown in Table I. The branching fraction of $\psi(3686) \rightarrow \gamma\eta'$ is very close to the previous result but with greater precision, while those of $\psi(3686) \rightarrow \gamma\eta$ and $\gamma\pi^0$ are lower than the previous results, but consistent with them.

The ratio of branching fractions for $\psi(3686)$ radiative decays to η and η' is calculated to be $R_{\psi(3686)} = (0.66 \pm 0.13 \pm 0.02)\%$. This is about 30 times smaller than the corresponding ratio from J/ψ radiative decays, $R_{J/\psi} = (21.4 \pm 0.9)\%$. The large difference in the ratios of branching fractions between J/ψ and $\psi(3686)$ radiative decays can be explained by the approach proposed in Ref. [7]. The measured ratio of branching fractions

TABLE II. A summary of all sources of systematic uncertainties (in %) in the branching fraction measurements. The ellipsis “...” indicates that the uncertainty is negligible or not applicable.

	$\gamma\eta'(\pi^+\pi^-\eta)$	$\gamma\eta'(\pi^0\pi^0\eta)$	$\gamma\eta(\pi^+\pi^-\pi^0)$	$\gamma\eta(\pi^0\pi^0\pi^0)$	$\gamma\pi^0(\gamma\gamma)$
Tracking	2.0	...	2.0
Photon detection	3.0	7.0	3.0	7.0	1.5
η reconstruction	1.0	1.0
π^0 reconstruction	...	2.0	1.0	3.0	...
Kinematic fit	1.0	2.0	1.0	2.0	2.0
Branching fraction	1.7	3.7	1.2	0.7	0.0
Requirement on MDC hits	1.0
Number of good photons	3.1
Fitting range	0.2	...	1.2	...	3.5
Background shape	0.3	...	1.2
Background estimation	2.1
η/η' decay models	0.6	...	0.4
$\psi(3686)$ total number	0.6	...	0.6	...	0.6
Total	4.9	...	5.3	...	5.6

$\frac{\mathcal{B}(\psi(3686) \rightarrow \gamma\pi^0)}{\mathcal{B}(\psi(3686) \rightarrow \gamma\eta)} = 1.11 \pm 0.30$ agrees with the predictions in Ref. [13]. However, the predicted branching fraction of $\psi(3686) \rightarrow \gamma\pi^0$ in Ref. [7], $\mathcal{B}(\psi(3686) \rightarrow \gamma\pi^0) = (0.66-1.15) \times 10^{-7}$, is one order smaller than that in this measurement. Further investigations are necessary to understand the discrepancy. The results presented in this paper provide an ideal benchmark for testing various theoretical models of radiative decays of $c\bar{c}$ bound states.

ACKNOWLEDGMENTS

The BESIII collaboration thanks the staff of BEPCII and the IHEP computing center for their strong support. This work is supported in part by National Key Basic Research Program of China under Contract No. 2015CB856700; National Natural Science Foundation of China (NSFC) under Contracts No. 11235011, No. 11335008, No. 11425524, No. 11625523, No. 11635010; the Chinese Academy of Sciences (CAS) Large-Scale Scientific Facility Program; the CAS Center for Excellence in Particle Physics (CCEPP); Joint Large-Scale Scientific Facility Funds of the NSFC and CAS under Contracts No. U1332201, No. U1532257,

No. U1532258; CAS under Contracts No. KJCX2-YW-N29, No. KJCX2-YW-N45, No. QYZDJ-SSW-SLH003; 100 Talents Program of CAS; National 1000 Talents Program of China; INPAC and Shanghai Key Laboratory for Particle Physics and Cosmology; German Research Foundation DFG under Contracts No. Collaborative Research Center CRC 1044, No. FOR 2359; Istituto Nazionale di Fisica Nucleare, Italy; Joint Large-Scale Scientific Facility Funds of the NSFC and CAS; Koninklijke Nederlandse Akademie van Wetenschappen (KNAW) under Contract No. 530-4CDP03; Ministry of Development of Turkey under Contract No. DPT2006K-120470; National Natural Science Foundation of China (NSFC) under Contract No. 11505010; National Science and Technology fund; The Swedish Research Council; U. S. Department of Energy under Contracts No. DE-FG02-05ER41374, No. DE-SC-0010118, No. DE-SC-0010504, No. DE-SC-0012069; University of Groningen (RuG) and the Helmholtzzentrum fuer Schwerionenforschung GmbH (GSI), Darmstadt; WCU Program of National Research Foundation of Korea under Contract No. R32-2008-000-10155-0.

-
- [1] D. L. Scharre *et al.*, *Phys. Rev. D* **23**, 43 (1981).
 [2] C. Patrignani *et al.* (Particle Data Group Collaboration), *Chin. Phys. C* **40**, 100001 (2016).
 [3] H. Fritzsche and J. D. Jackson, *Phys. Lett.* **66B**, 365 (1977).
 [4] K. T. Chao, *Nucl. Phys.* **B335**, 101 (1990).
 [5] V. L. Chernyak and A. R. Zhitnitsky, *Phys. Rep.* **112**, 173 (1984).
 [6] G. W. Intemann, *Phys. Rev. D* **27**, 2755 (1983).
 [7] Q. Zhao, *Phys. Lett. B* **697**, 52 (2011).
 [8] V. L. Chernyak and A. R. Zhitnitsky, *Phys. Rep.* **112**, 173 (1984).
 [9] T. Feldmann, P. Kroll, and B. Stech, *Phys. Lett. B* **449**, 339 (1999).
 [10] T. K. Pedlar *et al.* (CLEO Collaboration), *Phys. Rev. D* **79**, 111101 (2009).
 [11] M. Ablikim *et al.* (BESIII Collaboration), *Phys. Rev. Lett.* **105**, 261801 (2010).
 [12] J. L. Rosner, *Phys. Rev. D* **79**, 097301 (2009).
 [13] J. M. Gerard and A. Martini, *Phys. Lett. B* **730**, 264 (2014).
 [14] M. Ablikim *et al.* (BESIII Collaboration), *Nucl. Instrum. Methods Phys. Res., Sect. A* **614**, 345 (2010).
 [15] M. Ablikim *et al.* (BESIII Collaboration), *Chin. Phys. C* **37**, 063001 (2013).
 [16] With the same method (as described in Ref. [15]), the preliminary number of the $\psi(3686)$ events taken in 2009 and 2012 is determined to be 448×10^{-6} with an uncertainty of 0.6%.
 [17] S. Agostinelli *et al.* (GEANT4 Collaboration), *Nucl. Instrum. Methods Phys. Res., Sect. A* **506**, 250 (2003).
 [18] Z. Y. Deng *et al.*, *Chin. Phys. C* **30**, 371 (2006).
 [19] S. Jadach, B. F. L. Ward, and Z. Was, *Comput. Phys. Commun.* **130**, 260 (2000); *Phys. Rev. D* **63**, 113009 (2001).
 [20] D. J. Lange, *Nucl. Instrum. Methods Phys. Res., Sect. A* **462**, 152 (2001); R. G. Ping, *Chin. Phys. C* **32**, 243 (2008).
 [21] J. C. Chen, G. S. Huang, X. R. Qi, D. H. Zhang, and Y. S. Zhu, *Phys. Rev. D* **62**, 034003 (2000).
 [22] M. Ablikim *et al.* (BESIII Collaboration), Measurement of the matrix elements for the decays $\eta' \rightarrow \eta\pi\pi$ (to be published).
 [23] M. Ablikim *et al.* (BESIII Collaboration), *Phys. Rev. D* **92**, 012014 (2015).
 [24] H. Albrecht *et al.* (ARGUS Collaboration), *Phys. Lett. B* **241**, 278 (1990).
 [25] M. Ablikim *et al.* (BESIII Collaboration), *Phys. Rev. Lett.* **105**, 261801 (2010).
 [26] M. Ablikim *et al.* (BESIII Collaboration), *Phys. Rev. Lett.* **116**, 251802 (2016).
 [27] M. Ablikim *et al.* (BESIII Collaboration), *Phys. Rev. D* **87**, 012002 (2013).