

University of Groningen

The quantum normal form approach to reactive scattering

Goussev, Arseni; Schubert, Roman; Waalkens, Holger; Wiggins, Stephen

Published in:
Journal of Chemical Physics

DOI:
[10.1063/1.3245402](https://doi.org/10.1063/1.3245402)

IMPORTANT NOTE: You are advised to consult the publisher's version (publisher's PDF) if you wish to cite from it. Please check the document version below.

Document Version
Publisher's PDF, also known as Version of record

Publication date:
2009

[Link to publication in University of Groningen/UMCG research database](#)

Citation for published version (APA):

Goussev, A., Schubert, R., Waalkens, H., & Wiggins, S. (2009). The quantum normal form approach to reactive scattering: The cumulative reaction probability for collinear exchange reactions. *Journal of Chemical Physics*, 131(14), Article 144103. <https://doi.org/10.1063/1.3245402>

Copyright

Other than for strictly personal use, it is not permitted to download or to forward/distribute the text or part of it without the consent of the author(s) and/or copyright holder(s), unless the work is under an open content license (like Creative Commons).

The publication may also be distributed here under the terms of Article 25fa of the Dutch Copyright Act, indicated by the "Taverne" license. More information can be found on the University of Groningen website: <https://www.rug.nl/library/open-access/self-archiving-pure/taverne-amendment>.

Take-down policy

If you believe that this document breaches copyright please contact us providing details, and we will remove access to the work immediately and investigate your claim.

Downloaded from the University of Groningen/UMCG research database (Pure): <http://www.rug.nl/research/portal>. For technical reasons the number of authors shown on this cover page is limited to 10 maximum.

The quantum normal form approach to reactive scattering: The cumulative reaction probability for collinear exchange reactions

Arseni Goussev,¹ Roman Schubert,¹ Holger Waalkens,^{1,2} and Stephen Wiggins^{1,a)}

¹*School of Mathematics, University of Bristol, University Walk, Bristol BS8 1TW, United Kingdom*

²*Department of Mathematics and Computing Science, University of Groningen, P.O. Box 407, 9700 AK Groningen, The Netherlands*

(Received 5 August 2009; accepted 19 September 2009; published online 9 October 2009)

The quantum normal form approach to quantum transition state theory is used to compute the cumulative reaction probability for collinear exchange reactions. It is shown that for heavy-atom systems such as the nitrogen-exchange reaction, the quantum normal form approach gives excellent results and has major computational benefits over full reactive scattering approaches. For light atom systems such as the hydrogen-exchange reaction however, the quantum normal approach is shown to give only poor results. This failure is attributed to the importance of tunneling trajectories in light atom reactions that are not captured by the quantum normal form as indicated by the only very slow convergence of the quantum normal form for such systems. © 2009 American Institute of Physics. [doi:10.1063/1.3245402]

I. INTRODUCTION

The classical mechanical picture of a chemical reaction as a scattering problem across a saddle point of the Born–Oppenheimer potential energy surface (PES) in configuration space has proven to be a fruitful way of visualizing and thinking about chemical reactions since the 1930s, when Eyring, Polanyi, and Wigner developed *transition state theory* (TST). TST provides the framework for computing, using classical mechanics, many of the physically important quantities for describing such chemical reactions. The fundamental geometrical object in TST is a dividing surface that divides the energy surface into a reactant and a product component. With such a dividing surface in hand, one can then compute the reaction rate from the directional phase-space flux through this surface. In order not to overestimate the rate, the dividing surface must not be recrossed by reactive trajectories, i.e., the dividing surface should have the “no recrossing” property. In the 1970s, Pechukas and McLafferty¹ and Pechukas and Pollak² showed that for two degrees of freedom, such a dividing surface can be constructed from a periodic orbit (the so-called *periodic orbit dividing surface*). Recently it has been shown that for more than two degrees of freedom, a dividing surface that is free of recrossings can be built from a *normally hyperbolic invariant manifold* (NHIM).³ For historical background see Ref. 4 as well as the important earlier works^{5–8} inadvertently omitted from this reference. The dividing surface and the NHIM can be directly constructed from an algorithm based on a Poincaré–Birkhoff normal form procedure,⁹ which also gives an expression for the flux.¹⁰ The classical phase-space TST based on Poincaré–Birkhoff normal form theory naturally leads to a quantum version of TST based on a quantum normal form (QNF). Since the normal form is valid in a neighborhood in energy both above and below the saddle

point, it includes the quantum effect of tunneling in the region near the saddle. Moreover, it does not require a full quantum simulation in a neighborhood of the TST dividing surface (Refs. 4 and 11) in order to compute important quantities associated with the reaction. This is significant since much effort has been devoted to developing a quantum version of TST whose implementation remains feasible for multidimensional systems (see the flux-flux autocorrelation function formalism by Miller¹²). However, in Ref. 13 Miller stated that “the conclusion of it all is that there is no uniquely well defined quantum version of TST in the sense that there is in classical mechanics. This is because tunneling along the reaction coordinate necessarily requires one to solve the (quantum) dynamics for some finite region about the TS dividing surface, and if one does this quantum mechanically there is no ‘theory’ left, i.e., one has a full dimensional quantum dynamics treatment that is *ipso facto* exact, a quantum simulation.” Nevertheless, our approach based on the QNF leads to a quantum version of TST that includes tunneling near the saddle and does not require a full quantum simulation in a neighborhood of the TST dividing surface. Moreover, our computation of the cumulative reaction probability (CRP) can be viewed as the quantum mechanical flux through a (classically recrossing free) dividing surface, which includes tunneling. The QNF gives a local decoupling of the quantum dynamics to any desired order in \hbar , which is the key issue here, i.e., locally, we have a decoupling of the scattering states into forward/backward reactive and nonreactive, and for these states we know the transmission probabilities analytically. Therefore we do not have to “simulate” the quantum dynamics.

In this paper we illustrate the utility of the QNF approach to quantum TST by considering the computation and behavior of the bimolecular CRP $\mathcal{N}(E)$ defined as^{12,14}

^{a)}Electronic mail: s.wiggins@bristol.ac.uk.

$$\mathcal{N}(E) = \sum_{\mathbf{n}_r, \mathbf{n}_p} |S_{\mathbf{n}_r, \mathbf{n}_p}(E)|^2, \quad (1)$$

where $S(E)$ is the reactive scattering matrix evaluated at energy E and $\mathbf{n}_r, (\mathbf{n}_p)$ are the quantum numbers describing the asymptotic channel of incoming reactants (outgoing products). The CRP is a fundamental quantity that characterizes the reaction rate: the microcanonical and canonical rate constants can be determined from $\mathcal{N}(E)$ by means of simple relations.¹⁴

This paper is outlined as follows. In Sec. II we outline the theoretical and computational aspects of the QNF theory. We emphasize the structural features that allow for the treatment of high-dimensional quantum problems and show how the QNF leads to a “simple” expression for the CRP. In Sec. III we apply the QNF approach to the computation of the CRP for the collinear hydrogen and nitrogen-exchange reactions. These quantities are compared to the “exact” answer obtained from a reactive quantum scattering calculation. In Sec. IV we discuss some aspects related to the convergence properties of the QNF, and in Sec. V we summarize our results and offer some directions for further investigations.

II. QNF THEORY

In this section we present central aspects of the QNF theory; for rigorous mathematical statements, proofs, and further details, we refer the reader to Refs. 4 and 11. We begin by considering a quantum Hamilton operator \hat{H} , which we assume to be obtained from the Weyl quantization of a classical Hamilton function $H(\mathbf{p}, \mathbf{q})$. Here $\mathbf{q}=(q_1, q_2, \dots, q_d)$ and $\mathbf{p}=(p_1, p_2, \dots, p_d)$ denote the canonical coordinates and momenta, respectively, of a Hamiltonian system with d degrees of freedom. Throughout this paper we will use atomic units so that \mathbf{q} and \mathbf{p} are dimensionless. We will denote the corresponding operators by $\hat{\mathbf{q}}=(\hat{q}_1, \hat{q}_2, \dots, \hat{q}_d)$ and $\hat{\mathbf{p}}=(\hat{p}_1, \hat{p}_2, \dots, \hat{p}_d)$. In the coordinate representation their components correspond to multiplication by q_j and the differential operators $\hat{p}_j = -i\hbar_{\text{eff}} \partial / \partial q_j$. Here \hbar_{eff} is a dimensionless parameter, which corresponds to a scaled effective Planck’s constant. For molecular reactions described in the Born–Oppenheimer approximation, \hbar_{eff}^2 occurs naturally as the ratio of the electronic mass and the reduced mass of the nuclei participating in the reaction as we will see below in more detail.

The main idea of the QNF procedure is to approximate the Hamilton operator \hat{H} by a simpler Hamilton operator obtained from a power series expansion of \hat{H} , which is simplified order by order using unitary transformations. As we will describe in more detail in Sec. IV, the scaled Planck’s constant \hbar_{eff} will play the role of a “small parameter,” which controls the quality of the QNF approximation. For our application of bimolecular reactions, the resulting transformed Hamilton operator truncated at a suitable order will be simpler in the sense that it will provide an easy explicit way to compute the CRP.

To define and implement the unitary transformations, it is extremely beneficial not to work with operators but with

their Weyl symbols instead. The Weyl symbol of an operator \hat{H} is defined as

$$H^{(0)}(\mathbf{q}, \mathbf{p}; \hbar_{\text{eff}}) = \int d\mathbf{x} \langle \mathbf{q} - \mathbf{x}/2 | \hat{H} | \mathbf{q} + \mathbf{x}/2 \rangle e^{i\mathbf{p}\mathbf{x}/\hbar_{\text{eff}}}. \quad (2)$$

The superscript (0) is introduced for reasons that will become clear in a moment. The map $\hat{H} \mapsto H^{(0)}(\mathbf{q}, \mathbf{p}; \hbar_{\text{eff}})$ leading to Eq. (2) is also called the Wigner map. It is the inverse of the transformation that yields a Hamilton operator \hat{H} from the Weyl quantization $\text{Op}[H]$ of a phase-space function H (the Weyl map), which, using Dirac notation, is given by

$$\hat{H} = \text{Op}[H] = \int \int \frac{d\mathbf{q}d\mathbf{p}}{(2\pi\hbar_{\text{eff}})^d} H(\mathbf{q}, \mathbf{p}) \times \int d\mathbf{x} | \mathbf{q} - \mathbf{x}/2 \rangle e^{-i\mathbf{p}\mathbf{x}/\hbar_{\text{eff}}} \langle \mathbf{q} + \mathbf{x}/2 |. \quad (3)$$

Accordingly, $H^{(0)}(\mathbf{q}, \mathbf{p}; \hbar_{\text{eff}})$ in Eq. (2) agrees with the classical Hamilton function $H(\mathbf{q}, \mathbf{p})$ in our case. The argument \hbar_{eff} is introduced for convenience since the Weyl symbol of the unitarily transformed Hamilton operator will in general explicitly depend on \hbar_{eff} .

We will now assume that $H^{(0)}(\mathbf{q}, \mathbf{p}; \hbar_{\text{eff}})$ (or equivalently $H(\mathbf{q}, \mathbf{p})$) has a (single) equilibrium point, $\mathbf{z}_0 \equiv (\mathbf{q}_0, \mathbf{p}_0)$, of saddle-center-...-center stability type. By this we mean that the matrix associated with the linearization of Hamilton’s equations about this equilibrium point has two real eigenvalues, $\pm\lambda$, of equal magnitude and opposite sign and $d-1$ purely imaginary complex conjugate pairs of eigenvalues $\pm i\omega_k$, $k=2, \dots, d$. If the classical Hamiltonian is of the form kinetic energy plus potential energy, then these types of equilibrium points of Hamilton’s equations correspond to index one saddle points of the potential energy. Using the symbol calculus the QNF theory provides a systematic procedure to obtain a local approximation \hat{H}_{QNF} of the Hamiltonian \hat{H} in a phase-space neighborhood of the equilibrium point \mathbf{z}_0 in order to facilitate further computation of various quantities, such as the CRP, of the reaction system under consideration. In the following we summarize the essential steps of the QNF procedure.

The QNF procedure consists of a sequence of, in general, \hbar_{eff} dependent, generalized phase-space coordinate transformations, changing the symbol as

$$H^{(0)} \rightarrow H^{(1)} \rightarrow H^{(2)} \rightarrow H^{(3)} \rightarrow \dots \rightarrow H^{(N)}. \quad (4)$$

The first of the transformations (4) shifts the equilibrium point \mathbf{z}_0 to the origin according to

$$H^{(1)}(\mathbf{z}; \hbar_{\text{eff}}) = H^{(0)}(\mathbf{z} + \mathbf{z}_0; \hbar_{\text{eff}}), \quad (5)$$

where $\mathbf{z} \equiv (\mathbf{q}, \mathbf{p})$. Once the equilibrium point is shifted to the origin, the QNF procedure deals with the Taylor expansion of the symbols in \mathbf{z} and \hbar_{eff} ,

$$H^{(n)}(\mathbf{z}; \hbar_{\text{eff}}) = E_0 + \sum_{s=2}^{\infty} H_s^{(n)}(\mathbf{z}; \hbar_{\text{eff}}), \quad (6)$$

with

$$H_s^{(n)}(\mathbf{z}; \hbar_{\text{eff}}) = \sum_{|\alpha|+|\beta|+2j=s} \frac{H_{\alpha_1, \dots, \alpha_d, \beta_1, \dots, \beta_d, j}^{(n)}}{\alpha_1! \dots \alpha_d! \beta_1! \dots \beta_d! j!} \times q_1^{\alpha_1} \dots q_d^{\alpha_d} p_1^{\beta_1} \dots p_d^{\beta_d} \hbar_{\text{eff}}^j, \quad (7)$$

where $\alpha_k, \beta_k, j \in \mathbb{N}_0$, $|\alpha| = \sum_k \alpha_k$, $|\beta| = \sum_k \beta_k$, and

$$H_{\alpha_1, \dots, \alpha_d, \beta_1, \dots, \beta_d, j}^{(n)} = \left. \prod_{k,l=1}^d \frac{\partial^{\alpha_k}}{\partial q_k^{\alpha_k}} \frac{\partial^{\beta_l}}{\partial p_l^{\beta_l}} \frac{\partial^j}{\partial \varepsilon^j} H^{(n)}(\mathbf{z}; \varepsilon) \right|_{(0,0)}. \quad (8)$$

At the next step of the transformation sequence, one finds a symplectic $2d \times 2d$ matrix M such that the second order term of the symbol

$$H^{(2)}(\mathbf{z}; \hbar_{\text{eff}}) = H^{(1)}(M^{-1}\mathbf{z}; \hbar_{\text{eff}}) \quad (9)$$

takes the particularly simple form

$$H_2^{(2)}(\mathbf{z}; \hbar_{\text{eff}}) = \lambda q_1 p_1 + \sum_{k=2}^d \frac{\omega_k}{2} (q_k^2 + p_k^2). \quad (10)$$

Section 2.3 of Ref. 4 provides an explicit procedure for constructing the transformation matrix M .

In order to proceed with the higher order transformations of the symbol of the Hamiltonian, it is essential to introduce the notion of the *Moyal bracket*. Given two symbols $A(\mathbf{z}; \hbar_{\text{eff}})$ and $B(\mathbf{z}; \hbar_{\text{eff}})$, corresponding to operators \hat{A} and \hat{B} , respectively, the Moyal bracket

$$\{A, B\}_M = \frac{2}{\hbar_{\text{eff}}} A \sin \left[\frac{\hbar_{\text{eff}}}{2} \sum_{j=1}^d \left(\frac{\tilde{\partial}}{\partial q_j} \frac{\tilde{\partial}}{\partial p_j} - \frac{\tilde{\partial}}{\partial p_j} \frac{\tilde{\partial}}{\partial q_j} \right) \right] B \quad (11)$$

gives the Weyl symbol of the operator $i[\hat{A}, \hat{B}]/\hbar_{\text{eff}}$, where $[\cdot, \cdot]$ denotes the commutator. The arrows in Eq. (11) indicate whether the partial differentiation acts to the left (on A) or to the right (on B). Equation (11) implies that, in general, for $\hbar_{\text{eff}} \rightarrow 0$,

$$\{A, B\}_M = \{A, B\} + \mathcal{O}(\hbar_{\text{eff}}^2), \quad (12)$$

where $\{\cdot, \cdot\}$ denotes the Poisson bracket. Moreover, if at least one of the functions A, B is a second order polynomial in the variables \mathbf{q}, \mathbf{p} , then $\{A, B\}_M = \{A, B\}$. Finally, to simplify further notations, we define the Moyal-adjoint operator as

$$\text{Mad}_A: B \mapsto \text{Mad}_A B \equiv \{A, B\}_M. \quad (13)$$

Continuing with the sequence of transformations of the symbol in Eq. (4), we define the spaces

$$\mathcal{W}^n = \text{span}\{q_1^{\alpha_1} \dots q_d^{\alpha_d} p_1^{\beta_1} \dots p_d^{\beta_d} \hbar_{\text{eff}}^j; |\alpha| + |\beta| + 2j = n\}. \quad (14)$$

Then, the symbol $H^{(n)}$ with $n \geq 3$ is obtained from $H^{(n-1)}$ by means of the transformation generated by a function $W_n(\mathbf{z}; \hbar_{\text{eff}}) \in \mathcal{W}^n$,

$$H^{(n)} = \sum_{k=0}^{\infty} \frac{1}{k!} [\text{Mad}_{W_n}]^k H^{(n-1)}. \quad (15)$$

The structure of the transformation defined by Eq. (15) implies⁴ that the operators $\hat{H}^{(n)}$ and $\hat{H}^{(n-1)}$ corresponding re-

spectively (through the Weyl quantization) to the symbols $H^{(n)}$ and $H^{(n-1)}$ are related to one another by means of the unitary transformation $\hat{H}^{(n)} = e^{i\hat{W}_n/\hbar_{\text{eff}}} \hat{H}^{(n-1)} e^{-i\hat{W}_n/\hbar_{\text{eff}}}$, where \hat{W}_n is the operator corresponding to the symbol W_n . In terms of the Taylor expansion defined in Eqs. (6)–(8), the transformation introduced by Eq. (15) reads

$$H_s^{(n)} = \sum_{k=0}^{\lfloor s/(n-2) \rfloor} \frac{1}{k!} [\text{Mad}_{W_n}]^k H_{s-k(n-2)}^{(n-1)}, \quad (16)$$

where $\lfloor \cdot \rfloor$ gives the integer part of a number, i.e., the “floor”-function. Using Eq. (16) one can show that the transformation defined by Eq. (15) satisfies the following properties for $n \geq 3$:

$$H_s^{(n)} = H_s^{(n-1)} \quad \text{for } s < n, \quad (17)$$

so that, in particular, $H_2^{(n)} = H_2^{(2)}$ and

$$H_n^{(n)} = H_n^{(n-1)} - \mathcal{D}W_n, \quad (18)$$

where

$$\mathcal{D} \equiv \text{Mad}_{H_2^{(2)}} = \{H_2^{(2)}, \cdot\}. \quad (19)$$

Equation (18) is referred as to the *quantum homological equation*.

We now specify the generating function W_n by requiring $\mathcal{D}H_n^{(n)} = 0$, or equivalently $H_n^{(n)}$, to be in the kernel of the restriction of \mathcal{D} to \mathcal{W}^n ; in view of Eq. (18), this condition yields

$$H_n^{(n-1)} - \mathcal{D}W_n \in \text{Ker}\mathcal{D}|_{\mathcal{W}^n}. \quad (20)$$

Section 3.4.1 of Ref. 4 provides the explicit procedure of finding the solution of Eq. (20). Provided that the linear frequencies $\omega_2, \dots, \omega_d$ in Eq. (10) are rationally independent, i.e., $m_2\omega_2 + \dots + m_d\omega_d = 0$ implies that $m_2 = \dots = m_d = 0$ for all integers m_2, \dots, m_d , it follows that for odd n , $H_n^{(n)} = 0$, and for even n ,

$$H_n^{(n)} \in \text{span}\{I^{\alpha_1} J_2^{\alpha_2} J_3^{\alpha_3} \dots J_d^{\alpha_d} \hbar_{\text{eff}}^j; |\alpha| + j = n/2\}, \quad (21)$$

where $I = q_1 p_1$ and $J_k = (q_k^2 + p_k^2)/2$, with $k=2, \dots, d$, are the analogs of the classical integrals.

Applying transformation (15), with the generating function defined by Eq. (20), for $n=3, \dots, N$ and truncating the resulting Taylor series (6) at the N th order, one arrives at the Weyl symbol $H_{\text{QNF}}^{(N)}$ corresponding to the N th order QNF of the Hamiltonian \hat{H} ,

$$H_{\text{QNF}}^{(N)}(\mathbf{z}; \hbar_{\text{eff}}) = E_0 + \sum_{s=2}^N H_s^{(N)}(\mathbf{z}; \hbar_{\text{eff}}). \quad (22)$$

The N th order QNF operator $\hat{H}_{\text{QNF}}^{(N)}$ is then given by

$$\hat{H}_{\text{QNF}}^{(N)} = \text{Op}[H_{\text{QNF}}^{(N)}], \quad (23)$$

where $\text{Op}[\cdot]$ is the Weyl map defined in Eq. (3). The Weyl quantizations of the classical integrals I and J_k , $k=2, \dots, d$, are

$$\hat{I} \equiv \text{Op}[I] = \frac{1}{2}(\hat{q}\hat{p} + \hat{p}\hat{q}), \quad (24)$$

$$\hat{J}_k \equiv \text{Op}[J_k] = \frac{1}{2}(\hat{q}_k^2 + \hat{p}_k^2), \quad k = 2, \dots, d. \quad (25)$$

Using Eq. (10) and the linearity of the Weyl quantization, we get

$$\hat{H}_2^{(2)} = \lambda \hat{I} + \sum_{k=2}^d \omega_k \hat{J}_k. \quad (26)$$

Since the higher order terms in Eq. (22) are polynomials in I and J_k , $k=2, \dots, d$ [see Eq. (21)], we need to know how to quantize powers of I and J_k . As shown in Ref. 4, this can be accomplished by using the recurrence relations

$$\text{Op}[I^{m+1}] = \hat{I} \text{Op}[I^m] - \left(\frac{\hbar}{2}\right)^2 n^2 \text{Op}[I^{m-1}] \quad (27)$$

and

$$\text{Op}[J_k^{m+1}] = \hat{J}_k \text{Op}[J_k^m] + \left(\frac{\hbar}{2}\right)^2 n^2 \text{Op}[J_k^{m-1}] \quad (28)$$

for $k=2, \dots, d$. Hence, $\hat{H}_{\text{QNF}}^{(N)}$ is a polynomial function of the operators \hat{I} and \hat{J}_k ,

$$\begin{aligned} \hat{H}_{\text{QNF}}^{(N)} &= K_{\text{QNF}}^{(N)}(\hat{I}, \hat{J}_2, \hat{J}_3, \dots, \hat{J}_d) = E_0 + \lambda \hat{I} + \sum_{k=2}^d \omega_k \hat{J}_k \\ &+ \sum_{n=2}^{\lfloor N/2 \rfloor} \sum_{|\alpha|+j=n} k_{n,\alpha,j} \hat{I}^{\alpha_1} \hat{J}_2^{\alpha_2} \dots \hat{J}_d^{\alpha_d} \hbar^j \text{eff}. \end{aligned} \quad (29)$$

The coefficients $k_{n,\alpha,j}$ are systematically obtained by the QNF procedure to compute the symbol $H_{\text{QNF}}^{(N)}$ as described above and recurrence relations (27) and (28). So the full procedure to compute $\hat{H}_{\text{QNF}}^{(N)}$ is algebraic in nature and can be implemented on a computer. Our software for computing the QNF as well as the classical normal form (CNF), which is recovered for $\hbar_{\text{eff}}=0$, is publicly available at <http://lacms.maths.bris.ac.uk/publications/software/index.html>.

We stress that $\hat{H}_{\text{QNF}}^{(N)}$ represents an N th order approximation of the operator obtained from conjugating the original Hamiltonian \hat{H} by the unitary transformation

$$\hat{U} = e^{-i\hat{W}_1/\hbar_{\text{eff}}} e^{-i\hat{W}_2/\hbar_{\text{eff}}} \dots e^{-i\hat{W}_N/\hbar_{\text{eff}}}, \quad (30)$$

where we used the fact that the first two steps in sequence (4) can also be implemented using suitable generators \hat{W}_1 and \hat{W}_2 (see Ref. 4 for more details). This is why it is legitimate to use \hat{H}_{QNF} instead of \hat{H} in analyzing such properties of the system as the CRP.

The main advantage of having the Hamiltonian in the form of a polynomial in the operators \hat{I} and \hat{J}_k , $k=2, \dots, d$, is that the eigenstates of the QNF operator $\hat{H}_{\text{QNF}}^{(N)}$ can be chosen to be simultaneously the eigenstates of the operators \hat{I} and \hat{J}_k , whose spectral properties are well known,

$$\hat{H}_{\text{QNF}}^{(N)} |I, n_2, \dots, n_d\rangle = E |I, n_2, \dots, n_d\rangle, \quad (31)$$

where

$$\hat{I} |I, n_2, \dots, n_d\rangle = I |I, n_2, \dots, n_d\rangle, \quad (32)$$

$$\hat{J}_k |I, n_2, \dots, n_d\rangle = \hbar_{\text{eff}}(n_k + 1/2) |I, n_2, \dots, n_d\rangle, \quad (33)$$

with $n_k \in \mathbb{N}_0$ and $k=2, \dots, d$ and the energy being given by

$$E = K_{\text{QNF}}^{(N)}[I, \hbar_{\text{eff}}(n_2 + 1/2), \dots, \hbar_{\text{eff}}(n_d + 1/2)]. \quad (34)$$

Effectively, the QNF procedure yields an approximation of the original Hamiltonian \hat{H} in terms of the operator $\hat{H}_{\text{QNF}}^{(N)}$ whose classical counterpart is integrable, while the classical counterpart of \hat{H} is in general not integrable. The approximation is only valid in the neighborhood of the saddle equilibrium point. However, it is crucial to note that this local approximation is sufficient to compute the CRP, which in terms of the QNF is given by^{4,14}

$$\mathcal{N}(E) = \sum_{n_2, \dots, n_d} \left[1 + \exp\left(-2\pi \frac{I(E, n_2, \dots, n_d)}{\hbar_{\text{eff}}}\right) \right]^{-1}, \quad (35)$$

where the summation runs over all n_2, \dots, n_d , and for given energy E and quantum numbers n_2, \dots, n_d , the quantity I in Eq. (35) is implicitly defined by Eq. (34).

III. COLLINEAR HYDROGEN- AND NITROGEN-EXCHANGE REACTIONS

In this section we demonstrate the efficiency and the capability of the QNF theory by applying it to the computation of the CRP for collinear triatomic reactions. To this end we focus on Hamiltonians of the form

$$\hat{H} \equiv H(\hat{q}_1, \hat{q}_2, \hat{p}_1, \hat{p}_2) = \frac{1}{2}(\hat{p}_1^2 + \hat{p}_2^2) + V(\hat{q}_1, \hat{q}_2), \quad (36)$$

where $V(q_1, q_2)$ gives the Born–Oppenheimer PES of a two-dimensional atomic system. Here, q_1 and q_2 are the Delves mass-scaled coordinates,¹⁵ and the effective Planck's constant is given by $\hbar_{\text{eff}} = \mu^{-1/2}$, where μ is the (dimensionless) reduced mass of the triatomic system (note that the electronic mass is one in the atomic units we are using).

The PES is assumed to possess a single saddle point governing the reaction from the asymptotic reactants and products states. In this paper we analyze the following collinear exchange reactions:



where various isotopes of hydrogen are considered. The Porter–Karplus (PK) PES (Ref. 16) is taken to model the hydrogen-exchange reaction (37), and the London–Eyring–Polanyi–Sato (LEPS) PES (Ref. 17) is adopted for the nitrogen-exchange reaction (38).

We applied the algorithm presented in Sec. II to construct the QNF Hamiltonian of various orders for the triatomic systems in Eqs. (37) and (38). Then, the QNF Hamiltonian was used to compute the CRP for a range of reaction energies E in accordance with Eq. (35). The obtained CRP-versus-energy curves, $\mathcal{N}(E)$, were later compared to the results of the full *reactive quantum scattering* calculations.^{18,19} The latter was performed by integrating the coupled multi-channel Schrödinger equation in hyperspherical coordinates^{18,19} from the strong interaction region to the asymptotic reactant and product configurations. The log-derivative ma-

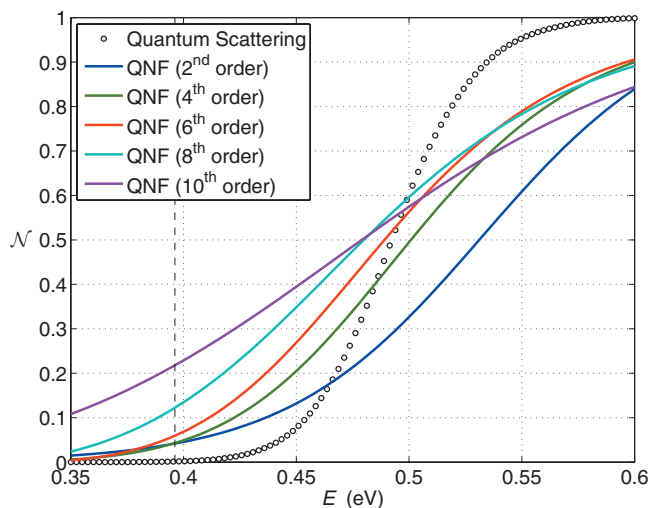


FIG. 1. CRP as a function of the total energy $\mathcal{N}(E)$ for the collinear reaction (37) involving three ^1H atoms. The effective Planck's constant is $\hbar_{\text{eff}} \approx 3.07 \times 10^{-2}$. The vertical dashed line shows the saddle point energy E_0 of the PK PES.

trix method of Manolopoulos and Gray²⁰ together with the six-step symplectic integrator of McLachlan and Atela²¹ was used to integrate the radial Schrödinger equation.

Figure 1 shows the CRP, $\mathcal{N}(E)$, as a function of the total energy E for a collinear hydrogen, ^1H , exchange reaction, Eq. (37), on the PK PES. The circular points represent $\mathcal{N}(E)$ obtained in the reactive quantum scattering calculation and can therefore be regarded as the exact CRP values. The vertical dashed line shows the saddle point energy E_0 of the PK PES. The five solid colored lines represent the $\mathcal{N}(E)$ curves corresponding to different orders, $N=2,4,\dots,10$, of the QNF computation. As we argue in Sec. IV, one of the sources of the apparent failure of the QNF method to reproduce the correct values of the CPR in the collinear ^1H triatomic system is the very slow convergence (or perhaps even divergence) of the QNF expansion for the value of the effective Planck's constant, $\hbar_{\text{eff}} \approx 3.07 \times 10^{-2}$, characterizing this particular reacting system. Another reason for the QNF theory to be unable to predict correct CPR values for the hydrogen-exchange reaction is the importance of the corner cutting *tunneling trajectories*²² in reaction dynamics of light atom systems. These tunneling trajectories avoid passing through the immediate neighborhood of the saddle-center-...-center equilibrium point in phase space, and therefore, their contribution to the CRP cannot be captured by the QNF theory.

Figure 2 presents the CRP-versus-energy curves obtained in the reactive quantum scattering approach (circular points) and by the QNF calculation (colored solid lines) of different orders, $N=2,4,\dots,8$, for the triatomic collinear system of ^3H (tritium) isotopes of hydrogen. The vertical dashed line shows the saddle point energy E_0 of the PK PES. The effective Planck's constant characterizing the system is now $\hbar_{\text{eff}} \approx 1.77 \times 10^{-2}$. The convergence of the QNF \hbar_{eff} -expansion for the energies up to ~ 0.54 eV is now evident from the figure. However, the QNF-predicted CRP values approximate the reactive quantum scattering $\mathcal{N}(E)$ data only at small energies. As in the case of the ^1H exchange reaction (see Fig. 1), we attribute the disagreement of the

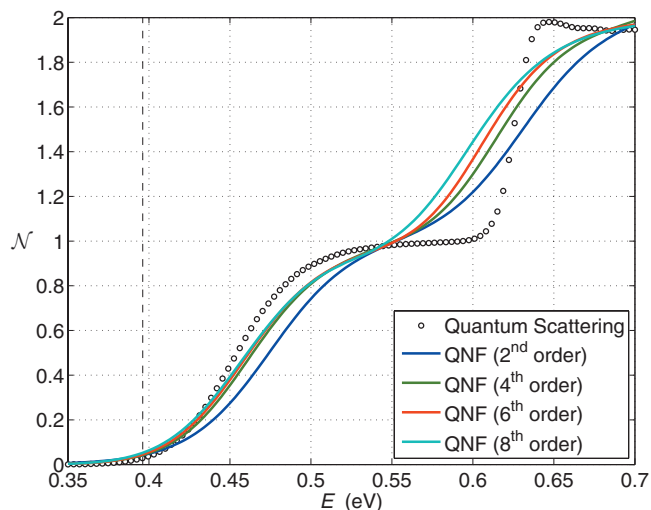


FIG. 2. CRP as a function of the total energy $\mathcal{N}(E)$ for the collinear reaction (37) with ^3H (tritium) isotopes of hydrogen. The effective Planck's constant is $\hbar_{\text{eff}} \approx 1.77 \times 10^{-2}$. The vertical dashed line shows the saddle point energy E_0 of the PK PES.

QNF and reactive quantum scattering CRP values to the non-negligible contributions of tunneling trajectories, which avoid passing through the neighborhood of the saddle.

Figure 3 presents the results of the CRP calculations for a collinear system of three hypothetical ^{20}H isotopes of hydrogen. As before, the circular data points correspond to the reactive quantum scattering data and are treated as exact CRP values. The three colored solid lines show the QNF $\mathcal{N}(E)$ curves of orders $N=2, 4$, and 6 ; the $\mathcal{N}(E)$ curves obtained with the fourth and sixth order QNFs are essentially indistinguishable for most of the energy range. The vertical dashed line shows the saddle point energy E_0 of the PK PES. The model system is characterized by $\hbar_{\text{eff}} \approx 6.9 \times 10^{-3}$. The convergence of the QNF \hbar_{eff} -expansion, as well as the quan-

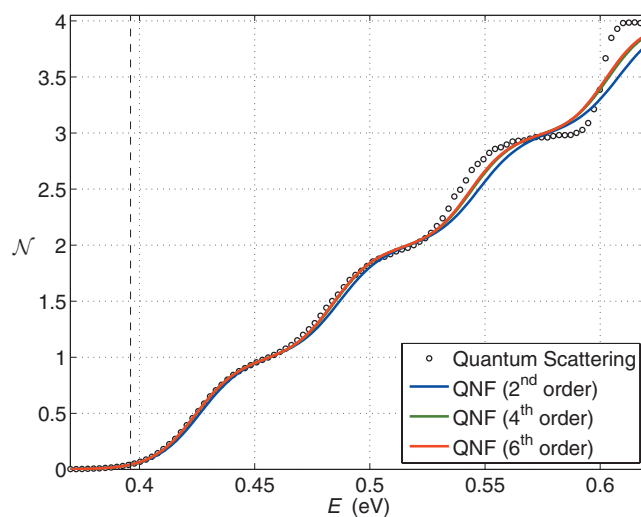


FIG. 3. CRP as a function of the total energy $\mathcal{N}(E)$ for the collinear reaction (37) with hypothetical ^{20}H isotopes of hydrogen. The effective Planck's constant is $\hbar_{\text{eff}} \approx 6.9 \times 10^{-3}$. The $\mathcal{N}(E)$ curves obtained with the fourth and sixth order QNFs are basically indistinguishable for most of the energy range. The vertical dashed line shows the saddle point energy E_0 of the PK PES.

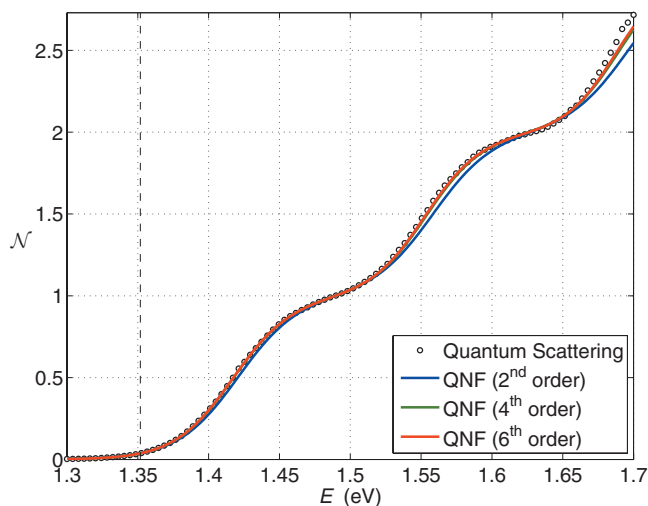


FIG. 4. CRP as a function of the total energy $\mathcal{N}(E)$ for the collinear nitrogen-exchange reaction (38). The effective Planck's constant is $\hbar_{\text{eff}} \approx 8.2 \times 10^{-3}$. The $\mathcal{N}(E)$ curves obtained with the fourth and sixth order QNFs are essentially indistinguishable for most of the energy range. The vertical dashed line shows the saddle point energy E_0 of the LEPS PES.

titative agreement of the QNF predictions and exact CPR values for energies $E \leq 0.45$ eV, is evident from the figure.

Comparison of Figs. 1–3 allows us to conclude that while basically failing for systems of light atoms, the QNF method of computing the CPR proves very effective for treating heavy-atom reactive systems. On the contrary, the full reactive quantum scattering computations are only feasible for reactive systems consisting of light atoms, and the computations rapidly become formidable as the atomic mass is increased.²³

In order to further illustrate the efficiency of the QNF technique for treating heavy-atom systems, we compute the CRP for the collinear nitrogen-exchange reaction (38) on the LEPS PES. Figure 4 compares the CRP values obtained in the reactive quantum scattering calculation (circular data points) and those given by the QNF analysis (colored solid lines) of orders $N=2, 4$, and 6 . The system is characterized by $\hbar_{\text{eff}} \approx 8.2 \times 10^{-3}$. The vertical dashed line shows the saddle point energy E_0 of the LEPS PES. The $\mathcal{N}(E)$ curves obtained with the fourth and sixth order QNFs are essentially indistinguishable for most of the energy range; this fact signals the rapid convergence of the QNF \hbar_{eff} -expansion for the given value of the effective Planck's constant. The quantitative agreement of the exact and QNF values of $\mathcal{N}(E)$ extends up to energies of ~ 1.5 eV.

Finally, we briefly discuss how the QNF approach can be used for computation of the thermal reaction rate constant, $k(T)$, defined as¹⁴

$$k(T) = \frac{1}{2\pi Q_r(T)} \int_0^\infty dE \exp\left(-\frac{E}{k_B T}\right) \mathcal{N}(E), \quad (39)$$

where T stands for the absolute temperature, $Q_r(T)$ is the partition function of the reactant, and k_B is the Boltzmann constant. To this end, we use the CRP data for the nitrogen-exchange reaction, Eq. (38), presented in Fig. 4. The data allow us to compute $k(T)$ in the range of temperatures between 600 and 700 K, for which the integrand at the right

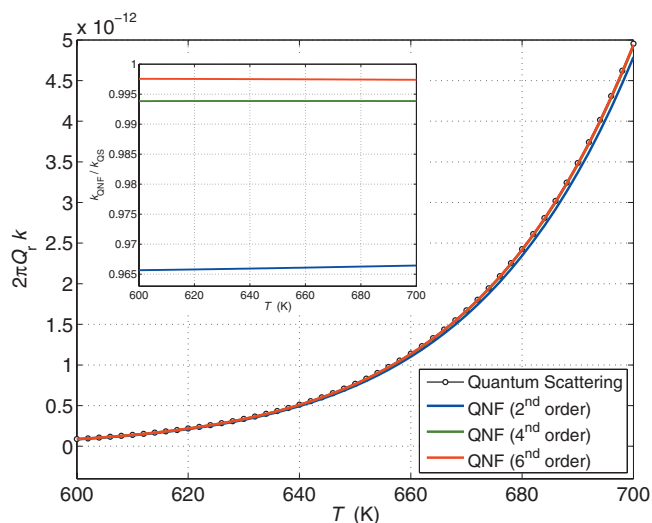


FIG. 5. The thermal rate constant (multiplied by the reactant partition function) as a function of temperature for the collinear nitrogen-exchange reaction (38). The curves obtained with the fourth and sixth order QNFs are essentially indistinguishable for most of the energy range. The inset shows the ratio $k_{\text{QNF}}/k_{\text{QS}}$ of the thermal rate constant computed using the QNF of orders of 2, 4, and 6 to the one obtained from the quantum scattering data.

hand side of Eq. (39) is well localized to the energy interval between 1.3 and 1.7 eV. Figure 5 provides a comparison of $k(T)$ calculated from $\mathcal{N}(E)$ obtained using the QNF of orders of 2, 4, and 6 (color solid lines) and the exact reactive quantum scattering technique (black line with circles). The inset of the figure shows the ratio, $k_{\text{QNF}}/k_{\text{QS}}$, of the thermal rate constant computed using the QNF of orders of 2, 4, and 6 to the one obtained from the quantum scattering data. One can clearly see that the thermal rate constant computed with the QNF method rapidly approaches its exact value as the approximation order is increased.

The QNF calculation of the CRP requires significantly less computational time than the corresponding full quantum reactive scattering calculation. For example, the sixth order QNF computation of the nitrogen-exchange CRP curve in Fig. 4 took about 10 min on a 2.6 GHz processor, 2 GB RAM computer, while the corresponding full quantum reactive scattering computation took more than 12 h on the same machine. The QNF approach becomes even more advantageous for treating chemical systems of atoms heavier than nitrogen: the expense of the full quantum computations rapidly grows with the number of asymptotic channels (and, therefore, with mass),²³ while the QNF expansion only becomes more rapidly convergent, making the corresponding analysis computationally cheaper.

IV. CONVERGENCE OF QNF

While it is well known that for $d=2$ degrees of freedom, the CNF converges in the neighborhood of saddle-center equilibrium points (see, e.g., Refs. 24 and 25), this is not clear for the QNF (for the first results in this direction, see Ref. 26). Still, in the following we provide a qualitative discussion of the convergence of the QNF based on our calculations performed for the triatomic collinear reactions in Sec. III.

The QNF approximates the Hamiltonian of the reaction system in a phase-space vicinity of the saddle-center equilibrium point. Thus, for instance, in computing the CRP, one only expects this approximation to render reliable results in a certain energy range around the saddle point energy E_0 of the PES under consideration. The energy difference ($E-E_0$) may therefore be considered as one small parameter in the QNF expansion. The role of the other small parameter is played by the effective Planck's constant \hbar_{eff} . It is the convergence of the QNF with respect to this second small parameter that we focus on in this section.

We proceed by considering the right hand side of Eq. (34), i.e., the QNF at $I=0$, corresponding to no "energy" in the reaction coordinate, and $n_2=0$, giving the zero-point "vibrational energy" of the transverse degree of freedom. Then, Eq. (34) becomes

$$E = E_0 + \sum_{n=1}^{\lfloor N/2 \rfloor} c_n \hbar_{\text{eff}}^n. \quad (40)$$

For the case of the PK PES the first five expansion coefficients are $c_1=0.161\,982$, $c_2=1.193\,254$, $c_3=14.900\,23$, $c_4=378.7950$, and $c_5=1227.035$. As $N \rightarrow \infty$ the radius of convergence $\hbar_{\text{eff}}^{(0)}$ of the sum in Eq. (40) is given by

$$\hbar_{\text{eff}}^{(0)} = \lim_{n \rightarrow \infty} \frac{c_n}{c_{n+1}}. \quad (41)$$

Here, we make a crude estimate of $\hbar_{\text{eff}}^{(0)}$ by only considering the first five expansion coefficients in Eq. (41), i.e., c_n with $n=1, \dots, 5$; then, the radius of convergence is given by $\hbar_{\text{eff}}^{(0)} \sim 0.04$.

The estimated value of $\hbar_{\text{eff}}^{(0)}$ sheds light on the seeming inefficiency of the QNF theory for CRP computations in light atom reactions. Indeed, the ^1H exchange reaction (see Fig. 1) is characterized by $\hbar_{\text{eff}}=3.07 \times 10^{-2}$. This value being close to $\hbar_{\text{eff}}^{(0)}$ signals that the corresponding QNF expansion converges very slowly, if at all, and, possibly, terms of orders far beyond $N=10$ are needed for a reliable CRP prediction in Fig. 1.

In the case of the ^3H exchange reaction, the effective Planck's constant is $\hbar_{\text{eff}}=1.77 \times 10^{-2}$ and is thus smaller than $\hbar_{\text{eff}}^{(0)}$. This fact is in agreement with the apparent speed-up of the convergence of the CRP values (see Fig. 2) in comparison to the ^1H case. Finally, the convergence is very fast and pronounced for the case of the heavy (hypothetical) ^{20}H atoms (see Fig. 3), for which $\hbar_{\text{eff}}=6.9 \times 10^{-3}$, which is much smaller than the estimated convergence radius.

V. CONCLUSIONS

In this paper we used the QNF approach to quantum TST (Refs. 4 and 11) for computing the CRP for triatomic collinear reactions. The QNF leads to a realization of quantum TST, which is very much in the spirit of (classical) TST. Similar to the classical case where a recrossing free dividing surface can be constructed from a CNF such that reaction probabilities can be computed from the flux through the dividing surface, the QNF can be viewed to give quantum reaction probabilities as the quantum mechanical flux

through the same (classically recrossing free) dividing surface. So unlike reactive scattering techniques, which involve full global quantum computations, the QNF realization of quantum TST requires only local information in the neighborhood of the saddle equilibrium point which governs the reaction. In this paper we demonstrated that for heavy-atom systems (comprised of ten or more nucleons), the QNF this way indeed gives a very efficient method for computing cumulative reaction probabilities. Here we measure "efficiency" by the effort of both implementing and computing the QNF. The latter is comparable to both implementing and computing the CNF, which lead to the realization of classical TST (in particular for multidimensional systems). The major difference between the classical and quantum cases is that the QNF computation involves the Moyal bracket, which is slightly more complicated (and thus computationally more expensive) than the Poisson bracket in the classical case. Nevertheless the efforts for implementing and computing the QNF are far lower than for the full reactive scattering computations to which we compared our results.

We saw, however, that for reactions involving light atoms (such as the hydrogen-exchange reaction), the QNF gave only very poor results. We attributed the failure of the QNF computation in these cases to the presence of corner cutting tunneling trajectories, which are not captured by the QNF. This way the QNF and reactive scattering methods can be viewed as complementary methods, where the latter gives very good results for light atom systems and the former displays its full power especially for heavy-atom systems for which reactive scattering approaches become very difficult or even unfeasible due to the growing number of reactive channels that have to be taken into account.²³

Here we point out that the QNF approach to the CRP computation presented in this paper differs from the earlier method in Ref. 7. The latter is based on the quartic Taylor expansion of the PES about the saddle point and relies on the Einstein–Brillouin–Keller quantization of the degrees of freedom transverse to the reaction coordinate. The QNF approach, on the other hand, goes unrestrictedly beyond the fourth order approximation of the PES and includes further \hbar_{eff} corrections coming from the Weyl quantization of the Hamiltonian symbol (see Sec. II).

We note that also other approximation techniques such as the initial value representation (IVR) (Ref. 27) have been shown to be fruitful for reaction probability analysis of collinear triatomic reactions.²⁸ However, in order to properly account for interference effects, the IVR method requires propagation of a huge number of classical trajectories and, therefore, can pose difficulties for application to high-dimensional atomic systems, whereas the difficulties in computing the QNF do not grow so rapidly with the number of degrees of freedom. In fact it would be very interesting to make a detailed comparison between the QNF and the IVR approaches.

Another benefit of the QNF approach to compute cumulative reaction probabilities lies in the fact that it involves only little (local) information of the Born–Oppenheimer PES, namely, the Taylor expansion of the PES about the saddle equilibrium point governing the reaction. In fact we

saw that highly accurate results over quite a broad energy range can already be obtained from the fourth or sixth order Taylor expansions, which enter the QNF of the same order. This is especially useful for systems for which the computation of the global PES required in other methods is very difficult.

ACKNOWLEDGMENTS

A.G. and H.W. acknowledge the support by EPSRC under Grant No. EP/E024629/1. Part of this work was carried out using the computational facilities of the Advanced Computing Research Centre, University of Bristol. S.W. acknowledges the support of ONR under Grant No. N00014-01-1-0769 and also the stimulating environment of the NSF sponsored Institute for Mathematics and its Applications (IMA) at the University of Minnesota, where some of this work was carried out. We are also grateful to Professor Gregory S. Ezra for reading an earlier version of this manuscript and offering useful comments.

¹P. Pechukas and F. J. McLafferty, *J. Chem. Phys.* **58**, 1622 (1973).

²E. Pollak and P. Pechukas, *J. Chem. Phys.* **69**, 1218 (1978).

³S. Wiggins, *Normally Hyperbolic Invariant Manifolds in Dynamical Systems* (Springer, Berlin, 1994).

⁴H. Waalkens, R. Schubert, and S. Wiggins, *Nonlinearity* **21**, R1 (2008).

⁵C. Conley, *SIAM J. Appl. Math.* **16**, 732 (1968).

⁶G. Jacucci, M. Toller, G. DeLorenzi, and C. P. Flynn, *Phys. Rev. Lett.*

52, 295 (1984); M. Toller, G. Jacucci, G. DeLorenzi, and C. P. Flynn, *Phys. Rev. B* **32**, 2082 (1985).

⁷W. H. Miller, R. Hernandez, N. C. Handy, D. Jayatilaka, and A. Willetts, *Chem. Phys. Lett.* **172**, 62 (1990); M. J. Cohen, N. C. Handy, R. Hernandez, and W. H. Miller, *ibid.* **192**, 407 (1992); R. Hernandez and W. H. Miller, *ibid.* **214**, 129 (1993).

⁸R. E. Gillilan and G. S. Ezra, *J. Chem. Phys.* **94**, 2648 (1991).

⁹T. Uzer, C. Jaffé, J. Palacián, P. Yanguas, and S. Wiggins, *Nonlinearity* **15**, 957 (2002).

¹⁰H. Waalkens and S. Wiggins, *J. Phys. A* **37**, L435 (2004).

¹¹R. Schubert, H. Waalkens, and S. Wiggins, *Phys. Rev. Lett.* **96**, 218302 (2006).

¹²W. H. Miller, *J. Phys. Chem. A* **102**, 793 (1998).

¹³W. H. Miller, *Faraday Discuss.* **110**, 1 (1998).

¹⁴T. Seideman and W. H. Miller, *J. Chem. Phys.* **95**, 1768 (1991).

¹⁵L. M. Delves, *Nucl. Phys.* **9**, 391 (1959); **20**, 275 (1960).

¹⁶R. N. Porter and M. Karplus, *J. Chem. Phys.* **40**, 1105 (1964).

¹⁷A. Lagana, E. Garcia, and L. Ciccarelli, *J. Phys. Chem.* **91**, 312 (1987).

¹⁸G. Hauke, J. Manz, and J. Röhmelt, *J. Chem. Phys.* **73**, 5040 (1980).

¹⁹A. Kuppermann, J. A. Kaye, and J. P. Dwyer, *Chem. Phys. Lett.* **74**, 257 (1980).

²⁰D. E. Manolopoulos and S. K. Gray, *J. Chem. Phys.* **102**, 9214 (1995).

²¹R. I. McLachlan and P. Atela, *Nonlinearity* **5**, 541 (1992).

²²W. H. Miller, *Science* **233**, 171 (1986).

²³R. B. Walker and J. C. Light, *Annu. Rev. Phys. Chem.* **31**, 401 (1980).

²⁴A. Giorgilli, *Discrete Contin. Dyn. Syst.* **7**, 855 (2001).

²⁵J. Moser, *Commun. Pure Appl. Math.* **11**, 257 (1958).

²⁶A. Anikin, *Regular Chaotic Dyn.* **13**, 377 (2008).

²⁷W. H. Miller, *J. Phys. Chem. A* **105**, 2942 (2001); Y. Elran and K. G. Kay, *J. Chem. Phys.* **114**, 4362 (2001); **116**, 10577 (2002).

²⁸S. Garashchuk, F. Grossmann, and D. Tannor, *J. Chem. Soc., Faraday Trans.* **93**, 781 (1997).