

University of Groningen

Regional mortality in Slovakia

Rosičová, Katarína

IMPORTANT NOTE: You are advised to consult the publisher's version (publisher's PDF) if you wish to cite from it. Please check the document version below.

Document Version

Publisher's PDF, also known as Version of record

Publication date:

2013

[Link to publication in University of Groningen/UMCG research database](#)

Citation for published version (APA):

Rosičová, K. (2013). *Regional mortality in Slovakia: socioeconomic indicators and ethnicity*. [s.n.].
http://dissertations.ub.rug.nl/FILES/faculties/medicine/2013/k.rosicova/04_c4.pdf

Copyright

Other than for strictly personal use, it is not permitted to download or to forward/distribute the text or part of it without the consent of the author(s) and/or copyright holder(s), unless the work is under an open content license (like Creative Commons).

The publication may also be distributed here under the terms of Article 25fa of the Dutch Copyright Act, indicated by the "Taverne" license. More information can be found on the University of Groningen website: <https://www.rug.nl/library/open-access/self-archiving-pure/taverne-amendment>.

Take-down policy

If you believe that this document breaches copyright please contact us providing details, and we will remove access to the work immediately and investigate your claim.

Downloaded from the University of Groningen/UMCG research database (Pure): <http://www.rug.nl/research/portal>. For technical reasons the number of authors shown on this cover page is limited to 10 maximum.

Regional socioeconomic indicators and ethnicity as predictors of regional infant mortality rate in Slovakia

Katarina Rosicova, Andrea Madarasova Geckova, Jitse P. van Dijk, Jana Kollarova, Martin Rosic, Johan W. Groothoff

Published as:

Rosicova, K., Madarasova Geckova, A., van Dijk, J.P., Rosic, M., Zezula, I., Groothoff, J.W., 2011. Socioeconomic indicators and ethnicity as determinants of regional mortality rates in Slovakia. International Journal of Public Health 56, 523-531.

Abstract

Objective: Exploring the associations of regional differences in infant mortality with selected socioeconomic indicators and ethnicity could offer important clues for designing public health policy measures.

Methods: Data included perinatal and infant mortality in the 79 districts of the Slovak population in 2004. Linear regression was used to analyse the contribution of education, unemployment, income and proportion of Roma population on regional differences in perinatal and infant mortality rates.

Results: All the explored socioeconomic indicators and ethnicity individually contributed significantly to both perinatal and infant mortality, with the exception of income. In the model exploring the influence of all these variables together on perinatal and infant mortality, only the effect of the proportion of Roma population remained significant. This model explained 34.9% of the variance for perinatal and 36.4% of the variance for infant mortality.

Conclusions: Living in Roma settlements indicates an accumulation of socioeconomic disadvantage. Health literacy, health-related behaviour and many other factors might contribute to the explanation of the differences in infant mortality, and a better understanding of these processes might help us to design tailored interventions.

Keywords: *infant mortality; regional differences; Roma population; socioeconomic indicators*

INTRODUCTION

Infant mortality rate is one of the most important indicators of the general level of health or well being of a given community and of its environmental and socioeconomic development (Fantini et al., 2006; Zatonski et al., 2006; Reidpath and Allotey, 2003; Murray et al., 2000).

Several analytical frameworks are used for studying the determinants of child survival (Titaley et al., 2008; Ansari et al., 2003; Mosley and Chen, 1984) based on the premise that all social and economic determinants of child mortality operate through a common set of biological mechanisms, or proximate determinants, to exert an impact on mortality. Perinatal and infant mortality are associated with a number of sociodemographic indicators, such as ethnic groups (Pamuk et al., 1998), family income (Mayer and Sarin, 2005; Macinko et al., 2004; Finch, 2003; Dominguez-Berjon et al., 1999; Kawachi et al., 1997), unemployment (Titaley et al., 2008), mother's or father's social class (Gissler et al., 2003) and education of the mother (Dostal et al., 2010; Singh and Kogan, 2007; Bobak et al., 2005). Moreover, it is known that infant mortality tends to be higher in countries with greater social and health-related inequalities and tends to rise in countries having suffered from substantial socioeconomic, cultural and political disruption (Zatonski et al., 2006).

In many countries individual-based data on mortality are not available, while area-based data are mostly available and comparable. Focusing on lower geographical levels (e.g. areas, regions, districts) seems to be more accurate than country comparisons or state level analysis, but studies based on sub-national entities are less common (Rosicova et al., 2009; Borrell et al., 2008; Kosa et al., 2007; Congdon and Southall, 2004; Dominguez-Berjon et al., 1999; Martuzzi et al., 1998; Vazquez-Vizoso et al., 1993).

While both socioeconomic and health care factors contribute to the existence of geographical inequalities in infant mortality, it has been suggested that the influence of each of these two factors is different depending on the level of the economic development of each area (Dominguez-Berjon et al., 1999). Many existing studies (Sousa et al., 2010; Borrell et al., 2008; Macinko et al., 2004; Gissler et al., 2003; Dominguez-Berjon et al., 1999; Hales et al., 1999; Kawachi et al., 1997) are only partial in the sense of considering the impact of one factor or dimension of inequality (e.g. income, occupation or social position, social class) on mortality, and not considering the interrelated impact of several dimensions of variation.

Although international differences in perinatal and infant mortality have been established, partly related to measures of national prosperity, less is known about subnational geographical variations at the small-area level. The aim of the present work is to study the geographic distribution of perinatal and infant mortality by small area and to assess the association between social deprivation and perinatal and infant mortality in districts of the Slovak Republic.

METHODS

Study population

The study population covers all inhabitants of the Slovak Republic in the year 2004. In order to explore regional differences, the study population was analysed at the

district level. The Slovak Republic is divided into 79 districts, 5 of which constitute the capital city Bratislava and 4 the second largest city, Košice.

Data

The basic data consist of absolute population numbers and numbers of live births, stillbirths and deaths in the districts of the Slovak Republic in the year 2004. These data reflect the monitoring of natural changes in the population of the Slovak Republic in 2004 and were obtained from the Statistical Office of the Slovak Republic. Registration of the population is recorded as accurately as possible; health facilities are obliged to send a report on birth the first working day after a child is born, and a report on death within three working days after inspection of dead person.

Educational level, registered unemployment rate, income and the Roma population were used as socioeconomic indicators influencing the mortality rate. All indicators were calculated for each district, because data are available and the rather reliable at the district level. For educational levels, the percentage of inhabitants over 16 years of age with only elementary education and that with uncompleted elementary education were used; both were based on the 2001 population census from the Statistical Office of the Slovak Republic. The mean proportion of inhabitants with only elementary or uncompleted elementary education in the Slovak Republic was 26.71% (ranging from 11.33 to 38.31% per district). The number of registered unemployed was obtained from the tally of the Office of Labour, Social Affairs and Family of the Slovak Republic. The registered unemployment rate was expressed as the proportion of the number of unemployed inhabitants to the number of economical active inhabitants, with the mean value per district at 13.1% in the year 2004 (ranging from 2.3 to 28.7%). Income level (average monthly gross payment in Slovak Crowns (SKK)) was based on data from the Statistical Office of the Slovak Republic. At the district level income data are available only for companies with 20 or more employees (about 60% of all companies in Slovakia). The mean monthly income level in districts of the Slovak Republic was 16,923 SKK (€ 561) in the year 2004, ranging from 11,050 to 27,289 SKK (€ 366 – € 905). The percentage of the Roma population living in settlements was obtained from the sociographic mapping conducted by the Office of the Government Plenipotentiary for Roma Community from the year 2004. The average percentage of Roma per district was 5.26% (ranging from 0.0 to 26.63%).

Measures of mortality

Mortality rates were calculated for each district of the Slovak Republic. Perinatal mortality rate is expressed as the number of stillbirths and deaths under 7 days of age per the number of live births. Infant mortality rate is expressed as the number of deaths under 1 year of age per the number of live births. To highlight the differences between perinatal and infant mortality we also calculated mortality in weeks 2 to 52 (mortality after the 7th day to the end of the first year of life), which was expressed as the number of deaths over 7 days and under 1 year of age per the number of live births. This mortality was determined only for statistical comparisons of influence of selected indicators to mortality and has not official demographical and statistical support.

Table 6.1 – Basic data on infant mortality and socioeconomic indicators for the Slovak population in the year 2004

	Number of live-births	Number of stillbirths and deaths under 7 days	Number of deaths in weeks 2 to 52	Perinatal mortality	Infant mortality	Education elementary*	Education uncompleted elementary*	Unemployment rate	Monthly income SKK (€ 561)	Proportion of the Roma population
Slovakia total	53,747	361	215	6.72‰	6.79‰	26.35%	0.36%	13.1%	16,923 SKK (€ 561)	5.26%
District with minimum value	130	0	0	0.00‰	0.00‰	11.31%	0.02%	2.3%	11,050 SKK (€ 366)	0.00%
District with maximum value	1,914	20	15	17.53‰	18.79‰	36.90%	1.41%	28.7%	27,289 SKK (€ 905)	26.63%

* Population census, 2001

Source: Prepared using data from Statistical Office of the Slovak Republic

Statistical analysis

The effects of education, unemployment, income and the Roma minority proportion on regional differences in perinatal and infant mortality were explored using linear regression analysis. Firstly, the crude effect of each factor was explored separately and then all factors were included into the final model.

Analyses were done using SPSS version 14.0.

RESULTS

Study population

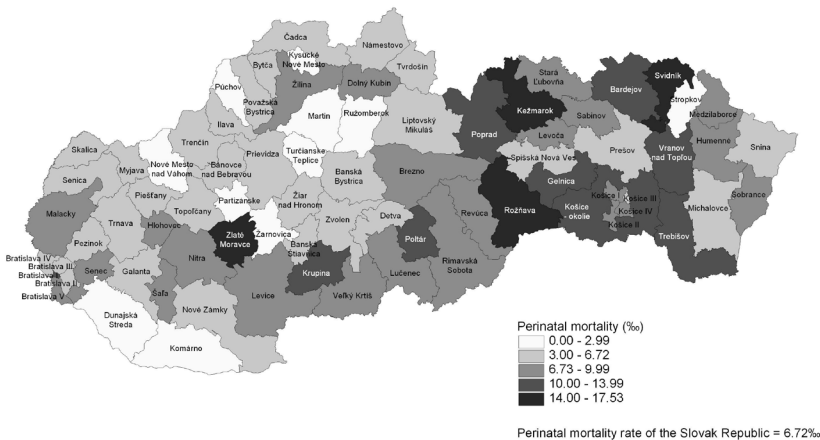
The number of inhabitants in the Slovak Republic as of July 1st 2004 was 5,382,574 (48.5% men). The mean number of inhabitants per district was 68,134 persons; ranging from 12,421 to 163,647 inhabitants.

Perinatal and infant mortality

The total number of live births was 53,747, and the number of stillbirths and deaths under 7 days of age was 361 (6.72‰), which is the figure for perinatal mortality. The total number of deaths under 1 year of age, not including stillbirths, was 365 (6.79‰).

The perinatal and infant mortality rates in the districts of the Slovak Republic in the year 2004 are shown in Figures 6.1 and 6.2. Districts of the Slovak Republic can be divided into two specific regions by perinatal mortality. The region of the western part of the Slovak Republic has a relatively low perinatal mortality rate, and the regions of Central and East Slovakia have a relatively high perinatal mortality rate. The majority of the districts (43 from 79) attained a lower perinatal mortality rate than the average national perinatal mortality rate, which was 6.72‰ in the year 2004 (Figure 6.1).

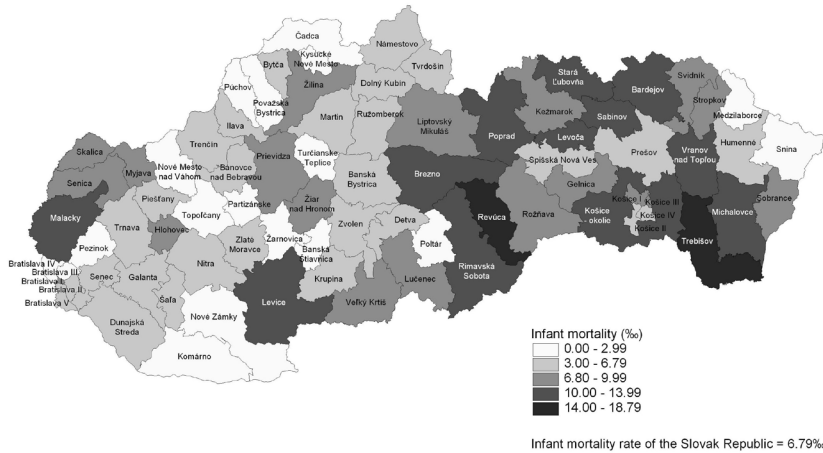
Figure 6.1 – Perinatal mortality rate by districts in the Slovak Republic in the year 2004



Source: Prepared using data from Statistical Office of the Slovak Republic

Figure 6.2 shows the infant mortality rate. Districts in the south and central part of the West Slovakia are among those with the lowest infant mortality rate. In contrast, districts in the eastern part of Slovakia, especially in the central part of East Slovakia, are among those with the highest infant mortality rate. Compared with the infant mortality rate at the national level, which reached a value of 6.79‰ in the year 2004, the majority of the districts (45 from 79) achieved a lower mortality rate than the average rate for the Slovak Republic (Figure 6.2).

Figure 6.2 – Infant mortality rate by districts in the Slovak Republic in the year 2004



Source: Prepared using data from Statistical Office of the Slovak Republic

Education, unemployment, income and Roma population

Table 6.2 presents the results of the linear regression between the rates of perinatal, infant mortality, and mortality in weeks 2 to 52 in the districts of the Slovak Republic and the separate socioeconomic indicators. In this model the variables were entered consecutively, to explore the effects separately. Dependent variables are the rates of perinatal, infant mortality and mortality in weeks 2 to 52 separately. All the variables except income showed a significant effect on perinatal mortality. The situation is similar with regard to infant mortality: all the variables except income had a significant effect on infant mortality. In terms of mortality in weeks 2 to 52, all the variables except income and elementary education had a significant effect.

Table 6.3 shows the linear regression presenting the relationship between socioeconomic indicators in the districts of the Slovak Republic and the rates of perinatal, infant mortality and mortality in weeks 2 to 52. The model explores the influence of all variables together on all three mortality rates. The model explains 34.9% of the variance in perinatal mortality rate, 36.4% of the variance in infant mortality rate and 30.3% of the variance in mortality in weeks 2 to 52. Only the proportion of the Roma population contributed to the prediction of perinatal, infant mortality and mortality in weeks 2 to 52 in the districts of the Slovak Republic. The effect of the other variables on perinatal, infant mortality and mortality in weeks 2 to 52 was not significant.

Table 6.2 – Linear regression between perinatal and infant mortality rate and socioeconomic indicators in the year 2004 – crude effect of each factor

Socioeconomic indicators (separately)	Perinatal mortality			Infant mortality			Mortality in weeks 2-52						
	Unstandardised Coefficients			Unstandardised Coefficients			Unstandardised Coefficients						
	B	Std.Error	Sig.	R ²	Sig.	Std.Error	B	Std.Error	R ²	Sig.	R ²	Sig.	
Education – elementary	.178	.070	.013*	.078	.032*	.076	.165	.076	.058	.103	.058	.103	.034
Education – uncompleted elementary	3.458	1.476	.022*	.067	.003**	1.540	4.791	1.540	.112	.001**	4.122	1.159	.141
Unemployment rate	.243	.060	.000***	.174	.001**	.066	.234	.066	.141	.001**	.168	.051	.124
Income	.000	.000	.381	.010	.292	.000	.000	.000	.014	.267	.000	.000	.016
Proportion of Roma population	.364	.059	.000***	.329	.000***	.063	.393	.063	.336	.000***	.257	.051	.245

* $p \leq 0.05$; ** $p \leq 0.01$; *** $p \leq 0.001$ (2-tailed); R² – explained variance
Source: Prepared using data from Statistical Office of the Slovak Republic

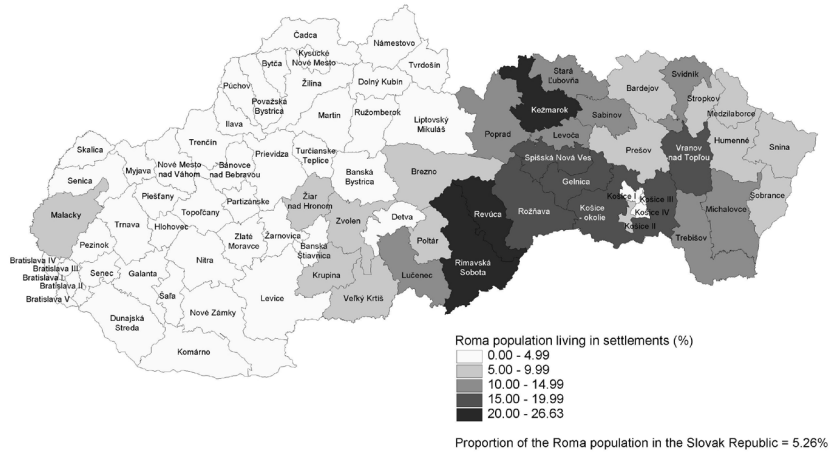
Table 6.3 – Linear regression between perinatal and infant mortality rate and socioeconomic indicators in the year 2004 – all variables

Socioeconomic indicators	Perinatal mortality			Infant mortality			Mortality in weeks 2-52								
	Unstandardised Coefficients			Unstandardised Coefficients			Unstandardised Coefficients								
	B	Std.Error	Sig.	R ²	Sig.	Std.Error	B	Std.Error	R ²	Sig.					
Education – elementary	-.005	.109	.965	.065	.315	.115	-.117	.115	.068	.077	-.166	.092	.077		
Education – uncompleted elementary	-1.021	1.695	.549	.549	.406	1.792	1.499	1.792	2.663	.068	2.663	1.435	.068		
Unemployment rate	.055	.110	.618	.618	.502	.116	-.079	.116	-.025	.789	-.025	.093	.789		
Income	.000	.000	.316	.316	.963	.000	E	.000	E	.621	E	.000	.621		
Proportion of Roma population	.383	.100	.000***	.000***	.000***	.106	.489	.106	.293	.001**	.293	.085	.001**		
R ²				.349				.364				.303			

** $p \leq 0.01$; *** $p \leq 0.001$ (2-tailed); R² – explained variance
Source: Prepared using data from Statistical Office of the Slovak Republic

Figure 6.3 shows the spatial distribution of the Roma population living in settlements by districts. The Slovak republic is divided into two parts - districts in the western part of the Slovakia are characterised by small proportions of the Roma population living in settlements, in contrast with districts in the eastern part of Slovakia, especially in the south and central part of East Slovakia, which are among those with high proportions of the Roma population living in settlements (Figure 6.3).

Figure 6.3 – The proportion of the Roma population living in settlements by districts in the Slovak Republic in the year 2004



Source: Prepared using data from Statistical Office of the Slovak Republic

DISCUSSION

The results of our study point out the relationship between selected socioeconomic indicators (educational level, unemployment rate, income) and ethnicity (population living in Roma settlements) and perinatal and infant mortality rate and mortality rate in weeks 2 to 52 in the districts of the Slovak Republic. Looking at the factors separately, a significant effect of educational level, unemployment rate and the proportion of people living in Roma settlements on perinatal and infant mortality was observed, while income had no significant effect on perinatal and infant mortality and mortality rate in weeks 2 to 52. The model including all socioeconomic factors and ethnicity together showed that only the proportion of people living in Roma settlements has a significant effect on perinatal and infant mortality, and on mortality rate in weeks 2 to 52.

The number of Roma living in Europe ranges between 5 and 10 million; they are a minority group within the European Union, with most of the Roma population living in the new member states – in particular, Romania, Bulgaria, Hungary and Slovakia (Kosa et al., 2007). According to various estimates about 430,000 Roma live in Slovakia (8% of the Slovak population) and about two-thirds of them are of productive age. The Roma represent a large minority in the Slovak population (Marcincin and Marcincinova, 2009). Roma are characterised by an extremely high degree of

territorial segregation, poverty and perceived discrimination (EU-MIDIS 2009; Vasecka and Dzambazovic, 2000). Furthermore, the Roma population is characterised by a low educational level and high unemployment rate (EU-MIDIS 2009; Vasecka and Dzambazovic, 2000).

Worse birth outcomes (shorter gestation length, lower birth weight) among Roma in comparison with non-Roma mothers were confirmed in Czech Republic (Rambouskova et al., 2009; Bobak et al., 2005), Slovakia (Rimarova et al., 2004), Hungary (Joubert, 1991) and Spain (Sola et al., 2008). Higher morbidity (incidence of bronchitis, pneumonia, viral diseases, otitis media, influenza and intestinal infections) of Roma children 0-2 years of age as compared to non-Roma children was confirmed by Dostal et al. (2010).

Worse birth outcomes as well as higher morbidity in early childhood used to be attributed to maternal education (Dostal et al., 2010; Bobak et al., 2005), maternal smoking (Dostal et al., 2010; Rambouskova et al., 2009; Rimarova et al., 2004), a lack of prenatal care (Sola et al., 2008) and poor living conditions (Monasta et al., 2008). Incidence of health problems among Roma children aged 0-5 years living in Roma settlements was associated with years spent living at the camp, overcrowding, housing conditions, use of wood-burning stoves, the presence of rats and issues related to the quality of sanitation and drains (Monasta et al., 2008). It may be concluded that there are several indices showing that the proportion of Roma living in settlements might contribute to regional differences in infant mortality.

It is possible to identify several hypotheses that may explain the worse health of the Roma in the literature compared to the majority population (Bastos et al., 2010; Peters et al. 2009; Dressler et al., 2005; Wilkinson and Marmot, 1998): (1) Observed differences in health may be due to differences in living conditions, different access to goods and services and the extent of poverty, meaning the major cause of these differences is not ethnicity but different socioeconomic characteristics. There are studies confirming the contribution of socioeconomic characteristics in the explanation of health differences between Roma and non-Roma (Kolarcik et al., 2009; Vokó et al., 2009) (2). Cultural differences are the cause of differences in health literacy, in health-related behaviour (nutritional habits, use of psychoactive substances, physical activity, disease prevention), which lead to gaps in health (Ostrihonova and Beresova, 2010; Vivian and Dundes, 2004) (3). The psycho-social hypothesis points to the health consequences of stress from discrimination, social exclusion, material and financial deprivation and lower socioeconomic position (Williams and Mohammed, 2009) (4). The conditions in early childhood may be a disadvantage, and this disadvantage tends to cumulate in each subsequent critical life period, which may result in widening differences in health over life, resulting in a shorter life expectancy (Wilkinson and Marmot, 1998). Of particular interest is access to health care, which might be important factor of infant mortality. Available indicators of health care (number of gynaecologist and number of beds in institutional care per region), did not contribute to the explanation of regional disparities in infant mortality (analyses not shown), perhaps because these indicators measure only physical availability of health care facilities. Despite the fact that there is a free access to health care guaranteed by law and access to health care in a particular region, there might be several significant barriers to benefiting from health care from the side of the Roma population, like residential segregation (distance from health care facilities and obstacles to arranging a visit), low health literacy, prejudices and discrimination (Popper et al., 2009).

Strengths and limitations of the study

The limitations of the present study arise from the deficient databases of income and of the proportion of Roma population. We decided to focus on the population living in Roma settlements, but this definition did not include the whole variety of the Roma population; it did not include the Roma population living integrated with the majority population. The indicator of income (average monthly gross wage) is available only for companies with 20 and more employees at the district level in Slovakia. This phenomenon probably explains the lack of significance in our results regarding the relationship between income and perinatal and infant mortality in the districts of the Slovak Republic.

Implications

The majority of mortality studies focus on infant mortality up to one year of life as a whole (Leigh and Jencks, 2007; Congdon and Southall, 2004; Macinko et al., 2004; Finch, 2003; Hales et al., 1999; Kawachi et al., 1997). As in our research, emphasis is put on studying particular components of infant mortality in order to find associations with the specific factors influencing them (Borrell et al., 2008; Singh and Kogan, 2007; Mayer and Sarin, 2005; Gissler et al., 2003; Dominguez-Berjon et al., 1999; Martuzzi et al., 1998; Vazquez-Vizoso et al., 1993). Different factors might be important for different components of infant mortality, e.g. educational literacy and health literacy of the mother for infant mortality (Borrell et al., 2008; Singh and Kogan, 2007), the age of the mother (2005) or state health care spending as a proxy for access to health care for perinatal and neonatal (Mayer and Sarin, 2005). Based on our findings, it seems that the patterns of the associations between selected socioeconomic factors and perinatal, respectively, infant mortality are very similar.

Our findings indicate the need for more and deeper research into mortality up to one year of age, its geographical distribution and socioeconomic factors, which increase its level. Further research might try to reveal the mechanisms which play a role in causing socioeconomic differences in infant mortality. Different access to health care between the Roma and non-Roma population, different quality of health care provided, health literacy, health related behaviour and many other factors might contribute to the explanation of the differences in infant mortality, while on the other hand, a better understanding of these processes might help us tailored interventions. Special attention should be paid to the differences in accessibility of offered services.

There are several measures which have the potential to decrease such differences: (1) supporting the work of community health workers and stimulating the collaboration between community health workers, paediatricians and gynaecologists with the aim of overcoming the institutional barriers in the field of mother and child care for women living in Roma settlements (Peters et al., 2009; Rechel et al., 2009; Kosa et al., 2007); (2) establishing an intensive and long-term health promotion programme for adolescent Roma women focused on reproductive health, prenatal care, parenting and family planning (Bobak et al., 2005); (3) using financial stimuli (e.g. making the reception of certain social benefits dependent on participation in prenatal care) to stimulate participation in prenatal care (Rambouskova et al., 2009); (4) enhancing access to the health care and social services systems with the aim of ensuring adequate immunisation, early treatment for ill children and social support for vulnerable children (Dostal et al., 2010).

REFERENCES

1. Ansari, Z., Carson, N.J., Ackland, M.J., Vaughan, L., Serraglio, A., 2003. A public health model of the social determinants of health. *Social and Preventive Medicine* 48, 242-251.
2. Bastos, J.L., Celeste, R.K., Faerstein, E., Barros, A.J.D., 2010. Racial discrimination and health: a systematic review of scales with focus on their psychometric properties. *Social Science and Medicine* 70, 1091-1099.
3. Bobak, M., Dejmeek, J., Solansky, I., Sram, R.J., 2005. Unfavourable birth outcomes of the Roma women in the Czech Republic and the potential explanations: a population-based study. *BMC Public Health* 5, 106.
4. Borrell, C., Cicera, E., Ricart, M., Pasarín, M.I., Salvador, J., 2008. Social inequalities in perinatal mortality in a Southern European city. *European Journal of Epidemiology* 18, 5-13.
5. Congdon, P., Southall, H., 2004. Small area variations in infant mortality in England and Wales in the inter-war period and their link with socio-economic factors. *Health and Place* 10, 363-382.
6. Dominguez-Berjon, M.F., Benach, J., Garcia-Arcal, M.D., Borrell, C., 1999. Infant and perinatal mortality in Spain 1981-1991: interprovincial variations in Autonomous Communities with extreme economic levels. *European Journal of Epidemiology* 15, 723-729.
7. Dostal, M., Topinka, J., Sram, R.J., 2010. Comparison of the health of Roma and non-Roma children living in the district of Teplice. *International Journal of Public Health* 55, 435-441.
8. Dressler, W.W., Oths, K.S., Gravlee, C.C., 2005. Race and ethnicity in public health research: models to explain health disparities. *Annual Review of Anthropology* 34, 231-252.
9. EU-MIDIS, European Union Minorities and Discrimination Survey, 2009. Main Results Report. European Union Agency for Fundamental Rights.
10. Fantini, M.P., Stivanello, E., Dallolio, L., Loghi, M., 2006. Persistent geographical disparities in infant mortality rates in Italy (1999-2001): comparison with France, England, Germany, and Portugal. *European Journal of Public Health* 16, 429-432.
11. Finch, B.K., 2003. Early origins of the gradient: the relationship between socioeconomic status and infant mortality in the United States. *Demography* 40, 675-699.
12. Gissler, M., Merilainen, J., Vuori, E., Hemminki, E., 2003. Register based monitoring shows decreasing socioeconomic differences in Finnish perinatal health. *Journal of Epidemiology and Community Health* 57, 433-439.
13. Hales, S., Howden-Chapman, P., Salmond, C., Woodward, A., Mackenbach, J.P., 1999. National infant mortality rates in relation to gross national product and distribution of income. *Lancet* 354, 2047.
14. Infant and perinatal mortality by social and biological factors, 2004, 2005. National Statistics. *Health Statistics Quarterly* 28, 62-66.
15. Joubert, K., 1991. Size at birth and some sociodemographic factors in gypsies in Hungary. *Journal of Biosocial Science* 23, 39-47.

16. Kawachi, I., Kennedy, B.P., Lochner, K., Prothrow-Stith, D., 1997. Social capital, income inequality, and mortality. *American Journal of Public Health* 87, 1491-1498.
17. Kolarcik, P., Madarasova Geckova, A., Orosova, O., van Dijk, J.P., Reijneveld, S.A., 2009. To what extent does socioeconomic status explain differences in health between Roma and non-Roma adolescents in Slovakia? *Social Science and Medicine* 68, 1279-1284.
18. Kosa, Z., Szeles, G., Kardos, L., Kosa, K., Nemeth, R., Orszagh, S., et al., 2007. A comparative health survey of the inhabitants of Roma settlements in Hungary. *American Journal of Public Health* 97, 853-859.
19. Leigh, A., Jencks, Ch., 2007. Inequality and mortality: Long-run evidence from a panel of countries. *Journal of Health Economics* 26, 1-24.
20. Macinko, J.A., Shi, L., Starfield, B., 2004. Wage inequality, the health system, and infant mortality in wealthy industrialized countries, 1970-1996. *Social Science and Medicine* 58: 279-292.
21. Marcincin, A., Marcincinova, L., 2009. Losses from the exclusion of Roma (Straty z vylúčenia Rómov). Open Society Foundation, Bratislava.
22. Martuzzi, M., Grundy, C., Elliott, P., 1998. Perinatal mortality in an English health region: geographical distribution and association with socio-economic factors. *Paediatric and Perinatal Epidemiology* 12, 263-276.
23. Mayer, S.E., Sarin, A., 2005. Some mechanisms linking economic inequality and infant mortality. *Social Science and Medicine* 60, 439-455.
24. Monasta, L., Andersson, N., Ledogar, R.J., Cockcroft, A., 2008. Minority health and small numbers epidemiology: A case study of living conditions and the health of children in 5 foreign Romá camps in Italy. *American Journal of Public Health* 98, 2035-2042.
25. Mosley, W.H., Chen, L.C., 1984. An analytical framework for the study of child survival in developing countries. *Population and Development Review* 10, 25-45.
26. Murray, C.J.L., Salomon, J.A., Mathers, C., 2000. A critical examination of summary measures of population health. *Bulletin of the World Health Organization* 78, 981-994.
27. Ostrihonova, T., Beresova, J., 2010. Výskyt metabolického syndrómu a jeho rizikových faktorov u vybranej skupiny rómskeho obyvateľstva (Occurrence of metabolic syndrome and its risk factors amongst selected group of Roma inhabitants). *Bratislava Medical Journal* 55, 7-14.
28. Pamuk, E., Makuk, D., Heck, K., Reuben, C., 1998. Socioeconomic status and health chartbook. Hyattsville, Maryland: National Center for Health Statistics.
29. Peters, J., Parry, G.D., Van Cleemput, P., Moore, J., Cooper, C.L., Walters, S.J., 2009. Health and use of health services: a comparison between Gypsies and Travellers and other ethnic groups. *Ethnicity and Health* 14, 359-377.
30. Popper, M., Szegy, P., Sarkozy, S., 2009. Rómska populácia a zdravie: Analýza situácie na Slovensku (Roma population and health. An analyses of the situation in Slovakia). Partners for Democratic Change, Madrid.
31. Rambouskova, J., Dlouhy, P., Krizova, E., Prochazka, B., Hrnčirova, D., Andel, M., 2009. Health behaviors, nutritional status, and anthropometric parameters of Roma and non-Roma mothers and their infants in the Czech Republic. *Journal of Nutrition Education and Behavior* 41, 58-64.

32. Rechel, B., Blackburn, C.M., Spencer, N.J., Rechel, B., 2009. Access to health care for Roma children in Central and Eastern Europe: findings from a qualitative study in Bulgaria. *International Journal for Equity in Health* 8, 24.
33. Reidpath, D.D., Allotey, P., 2003. Infant mortality rate as an indicator of population health. *Journal of Epidemiology and Community Health* 57, 344-346.
34. Rimarova, K., Ostro, A., Bernasovska, K., Holeczyova, G., 2004. Reproductive indicators of Roma mothers: cross-sectional study. In: Aghova, L., ed., *Living conditions on health*. Public Health Office of the Slovak Republic, Bratislava, 110-114.
35. Rosicova, K., Madarasova Geckova, A., van Dijk, J.P., Rosic, M., Zezula, I., Groothoff, J.W., 2009. Socioeconomic indicators and ethnicity as determinants of regional mortality rates in Slovakia. *International Journal of Public Health* 54, 274-282.
36. Singh, G.K., Kogan, M.D., 2007. Persistent socioeconomic disparities in infant, neonatal, and postneonatal mortality rates in the United States, 1969-2001. *Pediatrics* 119, e928-e939.
37. Sola, C.P., Palomero, A.Z., Garcia-Algar, O., Reguant, F.C., Pust, A.B., Oliveres, X.C., Combelles, O.V., 2008. Hospital admission in newborns according to ethnicity and parents' country of origin in an urban area of Barcelona (Spain). *Gaceta Sanitaria* 22, 555-564.
38. Sousa, E., Agudelo-Suárez, A., Benavides, F.G., Schenker, M., García, A.M., Benach, J., et al., 2010. Immigration, work and health in Spain: the influence of legal status and employment contract on reported health indicators. *International Journal of Public Health* 55, 443-451.
39. Titaley, C.L., Dibley, M.J., Agho, K., Roberts, C.L., Hall, J., 2008. Determinants of neonatal mortality in Indonesia. *BMC Public Health* 8, 232.
40. Vasecka, M., Dzambazovic, R., 2000. Socialno-ekonomicka situacia Romov na Slovensku ako potencialnych migrantov a ziadatelov o azyl v krajinach EU (Socioeconomic situation of Roma in Slovakia as a potential migrants and asylum seekers in EU countries). In: *International Organization for Migration, ed., Socialna a ekonomicka situacia potencialnych ziadatelov o azyl zo Slovenskej Republiky (Social and economic situation of asylum seekers from the Slovak Republic)*, 17-62. International Organization for Migration (IOM), Bratislava.
41. Vazquez-Vizoso, F., Castilla, J., Pollan, M., Lopez-Abente, G., 1993. Assessment of trends in geographical inequalities in infant mortality. *Social Science and Medicine* 37, 413-417.
42. Vivian, C., Dundes, L., 2004. The crossroads of culture and health among the Roma (Gypsies). *Journal of Nursing Scholarship* 36, 89-91.
43. Vokó, Z., Csépe, P., Németh, R., Kósa, K., Széles, G., Ádány, R., 2009. Does socioeconomic status fully mediate the effect of ethnicity on the health of Roma people in Hungary? *Journal of Epidemiology and Community Health* 63, 455-460.
44. Wilkinson, R. G., Marmot, M., 1998. *Social determinants of health. The solid facts*. WHO, Copenhagen.
45. Williams, D.R., Mohammed, S.A., 2009. Discrimination and racial disparities in health: evidence and needed research. *Journal of Behavioral Medicine* 32, 20-47.
46. Zatonski, W., Mikucka, M., La Vecchia, C., Boyle, P., 2006. Infant mortality in Central Europe: effects of transition. *Gaceta Sanitaria* 20, 63-66.

