

University of Groningen

Observation of the Singly Cabibbo-Suppressed Decay $D^+ \rightarrow \omega \pi^+$ and Evidence for $D^0 \rightarrow \omega \pi^0$

Haddadi, Z.; Kalantar-Nayestanaki, N.; Kavatsyuk, M.; Loehner, H.; Messchendorp, J. G.; Tiemens, M.; BESIII Collaboration

Published in:
Physical Review Letters

DOI:
[10.1103/PhysRevLett.116.082001](https://doi.org/10.1103/PhysRevLett.116.082001)

IMPORTANT NOTE: You are advised to consult the publisher's version (publisher's PDF) if you wish to cite from it. Please check the document version below.

Document Version
Publisher's PDF, also known as Version of record

Publication date:
2016

[Link to publication in University of Groningen/UMCG research database](#)

Citation for published version (APA):

Haddadi, Z., Kalantar-Nayestanaki, N., Kavatsyuk, M., Loehner, H., Messchendorp, J. G., Tiemens, M., & BESIII Collaboration (2016). Observation of the Singly Cabibbo-Suppressed Decay $D^+ \rightarrow \omega \pi^+$ and Evidence for $D^0 \rightarrow \omega \pi^0$. *Physical Review Letters*, 116(8), Article 082001. <https://doi.org/10.1103/PhysRevLett.116.082001>

Copyright

Other than for strictly personal use, it is not permitted to download or to forward/distribute the text or part of it without the consent of the author(s) and/or copyright holder(s), unless the work is under an open content license (like Creative Commons).

The publication may also be distributed here under the terms of Article 25fa of the Dutch Copyright Act, indicated by the "Taverne" license. More information can be found on the University of Groningen website: <https://www.rug.nl/library/open-access/self-archiving-pure/taverne-amendment>.

Take-down policy

If you believe that this document breaches copyright please contact us providing details, and we will remove access to the work immediately and investigate your claim.

Downloaded from the University of Groningen/UMCG research database (Pure): <http://www.rug.nl/research/portal>. For technical reasons the number of authors shown on this cover page is limited to 10 maximum.

Observation of the Singly Cabibbo-Suppressed Decay $D^+ \rightarrow \omega\pi^+$ and Evidence for $D^0 \rightarrow \omega\pi^0$

M. Ablikim,¹ M. N. Achasov,^{9,f} X. C. Ai,¹ O. Albayrak,⁵ M. Albrecht,⁴ D. J. Ambrose,⁴⁴ A. Amoroso,^{49a,49c} F. F. An,¹ Q. An,^{46,a} J. Z. Bai,¹ R. Baldini Ferroli,^{20a} Y. Ban,³¹ D. W. Bennett,¹⁹ J. V. Bennett,⁵ M. Bertani,^{20a} D. Bettoni,^{21a} J. M. Bian,⁴³ F. Bianchi,^{49a,49c} E. Boger,^{23,d} I. Boyko,²³ R. A. Briere,⁵ H. Cai,⁵¹ X. Cai,^{1,a} O. Cakir,^{40a,b} A. Calcaterra,^{20a} G. F. Cao,¹ S. A. Cetin,^{40b} J. F. Chang,^{1,a} G. Chelkov,^{23,d,e} G. Chen,¹ H. S. Chen,¹ H. Y. Chen,² J. C. Chen,¹ M. L. Chen,^{1,a} S. Chen,⁴¹ S. J. Chen,²⁹ X. Chen,^{1,a} X. R. Chen,²⁶ Y. B. Chen,^{1,a} H. P. Cheng,¹⁷ X. K. Chu,³¹ G. Cibinetto,^{21a} H. L. Dai,^{1,a} J. P. Dai,³⁴ A. Dbeyssi,¹⁴ D. Dedovich,²³ Z. Y. Deng,¹ A. Denig,²² I. Denysenko,²³ M. Destefanis,^{49a,49c} F. De Mori,^{49a,49c} Y. Ding,²⁷ C. Dong,³⁰ J. Dong,^{1,a} L. Y. Dong,¹ M. Y. Dong,^{1,a} Z. L. Dou,²⁹ S. X. Du,⁵³ P. F. Duan,¹ J. Z. Fan,³⁹ J. Fang,^{1,a} S. S. Fang,¹ X. Fang,^{46,a} Y. Fang,¹ L. Fava,^{49b,49c} F. Feldbauer,²² G. Felici,^{20a} C. Q. Feng,^{46,a} E. Fioravanti,^{21a} M. Fritsch,^{14,22} C. D. Fu,¹ Q. Gao,¹ X. L. Gao,^{46,a} X. Y. Gao,² Y. Gao,³⁹ Z. Gao,^{46,a} I. Garzia,^{21a} K. Goetzen,¹⁰ W. X. Gong,^{1,a} W. Gradl,²² M. Greco,^{49a,49c} M. H. Gu,^{1,a} Y. T. Gu,¹² Y. H. Guan,¹ A. Q. Guo,¹ L. B. Guo,²⁸ R. P. Guo,¹ Y. Guo,¹ Y. P. Guo,²² Z. Haddadi,²⁵ A. Hafner,²² S. Han,⁵¹ F. A. Harris,⁴² K. L. He,¹ T. Held,⁴ Y. K. Heng,^{1,a} Z. L. Hou,¹ C. Hu,²⁸ H. M. Hu,¹ J. F. Hu,^{49a,49c} T. Hu,^{1,a} Y. Hu,¹ G. M. Huang,⁶ G. S. Huang,^{46,a} J. S. Huang,¹⁵ X. T. Huang,³³ X. Z. Huang,²⁹ Y. Huang,²⁹ T. Hussain,⁴⁸ Q. Ji,¹ Q. P. Ji,³⁰ X. B. Ji,¹ X. L. Ji,^{1,a} L. W. Jiang,⁵¹ X. S. Jiang,^{1,a} X. Y. Jiang,³⁰ J. B. Jiao,³³ Z. Jiao,¹⁷ D. P. Jin,^{1,a} S. Jin,¹ T. Johansson,⁵⁰ A. Julin,⁴³ N. Kalantar-Nayestanaki,²⁵ X. L. Kang,¹ X. S. Kang,³⁰ M. Kavatsyuk,²⁵ B. C. Ke,⁵ P. Kiese,²² R. Kliemt,¹⁴ B. Kloss,²² O. B. Kolcu,^{40b,i} B. Kopf,⁴ M. Kornicer,⁴² W. Kuehn,²⁴ A. Kupsc,⁵⁰ J. S. Lange,²⁴ M. Lara,¹⁹ P. Larin,¹⁴ C. Leng,^{49c} C. Li,⁵⁰ Cheng Li,^{46,a} D. M. Li,⁵³ F. Li,^{1,a} F. Y. Li,³¹ G. Li,¹ H. B. Li,¹ H. J. Li,¹ J. C. Li,¹ Jin Li,³² K. Li,³³ K. Li,¹³ Lei Li,³ P. R. Li,⁴¹ T. Li,³³ W. D. Li,¹ W. G. Li,¹ X. L. Li,³³ X. M. Li,¹² X. N. Li,^{1,a} X. Q. Li,³⁰ Z. B. Li,³⁸ H. Liang,^{46,a} J. J. Liang,¹² Y. F. Liang,³⁶ Y. T. Liang,²⁴ G. R. Liao,¹¹ D. X. Lin,¹⁴ B. J. Liu,¹ C. X. Liu,¹ D. Liu,^{46,a} F. H. Liu,³⁵ Fang Liu,¹ Feng Liu,⁶ H. B. Liu,¹² H. H. Liu,¹⁶ H. H. Liu,¹ H. M. Liu,¹ J. Liu,¹ J. B. Liu,^{46,a} J. P. Liu,⁵¹ J. Y. Liu,¹ K. Liu,³⁹ K. Y. Liu,²⁷ L. D. Liu,³¹ P. L. Liu,^{1,a} Q. Liu,⁴¹ S. B. Liu,^{46,a} X. Liu,²⁶ Y. B. Liu,³⁰ Z. A. Liu,^{1,a} Zhiqing Liu,²² H. Loehner,²⁵ X. C. Lou,^{1,a,h} H. J. Lu,¹⁷ J. G. Lu,^{1,a} Y. Lu,¹ Y. P. Lu,^{1,a} C. L. Luo,²⁸ M. X. Luo,⁵² T. Luo,⁴² X. L. Luo,^{1,a} X. R. Lyu,⁴¹ F. C. Ma,²⁷ H. L. Ma,¹ L. L. Ma,³³ M. M. Ma,¹ Q. M. Ma,¹ T. Ma,¹ X. N. Ma,³⁰ X. Y. Ma,^{1,a} F. E. Maas,¹⁴ M. Maggiora,^{49a,49c} Y. J. Mao,³¹ Z. P. Mao,¹ S. Marcello,^{49a,49c} J. G. Messchendorp,²⁵ J. Min,^{1,a} R. E. Mitchell,¹⁹ X. H. Mo,^{1,a} Y. J. Mo,⁶ C. Morales Morales,¹⁴ K. Moriya,¹⁹ N. Yu. Muchnoi,^{9,f} H. Muramatsu,⁴³ Y. Nefedov,²³ F. Nerling,¹⁴ I. B. Nikolaev,^{9,f} Z. Ning,^{1,a} S. Nisar,⁸ S. L. Niu,^{1,a} X. Y. Niu,¹ S. L. Olsen,³² Q. Ouyang,^{1,a} S. Pacetti,^{20b} Y. Pan,^{46,a} P. Patteri,^{20a} M. Pelizaeus,⁴ H. P. Peng,^{46,a} K. Peters,¹⁰ J. Pettersson,⁵⁰ J. L. Ping,²⁸ R. G. Ping,¹ R. Poling,⁴³ V. Prasad,¹ M. Qi,²⁹ S. Qian,^{1,a} C. F. Qiao,⁴¹ L. Q. Qin,³³ N. Qin,⁵¹ X. S. Qin,¹ Z. H. Qin,^{1,a} J. F. Qiu,¹ K. H. Rashid,⁴⁸ C. F. Redmer,²² M. Ripka,²² G. Rong,¹ Ch. Rosner,¹⁴ X. D. Ruan,¹² A. Sarantsev,^{23,g} M. Savrié,^{21b} K. Schoenning,⁵⁰ S. Schumann,²² W. Shan,³¹ M. Shao,^{46,a} C. P. Shen,² P. X. Shen,³⁰ X. Y. Shen,¹ H. Y. Sheng,¹ M. Shi,¹ W. M. Song,¹ X. Y. Song,¹ S. Sosio,^{49a,49c} S. Spataro,^{49a,49c} G. X. Sun,¹ J. F. Sun,¹⁵ S. S. Sun,¹ X. H. Sun,¹ Y. J. Sun,^{46,a} Y. Z. Sun,¹ Z. J. Sun,^{1,a} Z. T. Sun,¹⁹ C. J. Tang,³⁶ X. Tang,¹ I. Tapan,^{40c} E. H. Thorndike,⁴⁴ M. Tiemens,²⁵ M. Ullrich,²⁴ I. Uman,^{40b} G. S. Varner,⁴² B. Wang,³⁰ B. L. Wang,⁴¹ D. Wang,³¹ D. Y. Wang,³¹ K. Wang,^{1,a} L. L. Wang,¹ L. S. Wang,¹ M. Wang,³³ P. Wang,¹ P. L. Wang,¹ S. G. Wang,³¹ W. Wang,^{1,a} W. P. Wang,^{46,a} X. F. Wang,³⁹ Y. Wang,³⁷ Y. D. Wang,¹⁴ Y. F. Wang,^{1,a} Y. Q. Wang,²² Z. Wang,^{1,a} Z. G. Wang,^{1,a} Z. H. Wang,^{46,a} Z. Y. Wang,¹ Z. Y. Wang,¹ T. Weber,²² D. H. Wei,¹¹ J. B. Wei,³¹ P. Weidenkaff,²² S. P. Wen,¹ U. Wiedner,⁴ M. Wolke,⁵⁰ L. H. Wu,¹ L. J. Wu,¹ Z. Wu,^{1,a} L. Xia,^{46,a} L. G. Xia,³⁹ Y. Xia,¹⁸ D. Xiao,¹ H. Xiao,⁴⁷ Z. J. Xiao,²⁸ Y. G. Xie,^{1,a} Q. L. Xiu,^{1,a} G. F. Xu,¹ J. J. Xu,¹ L. Xu,¹ Q. J. Xu,¹³ X. P. Xu,³⁷ L. Yan,^{49a,49c} W. B. Yan,^{46,a} W. C. Yan,^{46,a} Y. H. Yan,¹⁸ H. J. Yang,³⁴ H. X. Yang,¹ L. Yang,⁵¹ Y. Yang,⁶ Y. Y. Yang,¹¹ M. Ye,^{1,a} M. H. Ye,⁷ J. H. Yin,¹ B. X. Yu,^{1,a} C. X. Yu,³⁰ J. S. Yu,²⁶ C. Z. Yuan,¹ W. L. Yuan,²⁹ Y. Yuan,¹ A. Yuncu,^{40b,c} A. A. Zafar,⁴⁸ A. Zallo,^{20a} Y. Zeng,¹⁸ Z. Zeng,^{46,a} B. X. Zhang,¹ B. Y. Zhang,^{1,a} C. Zhang,²⁹ C. C. Zhang,¹ D. H. Zhang,¹ H. H. Zhang,³⁸ H. Y. Zhang,^{1,a} J. Zhang,¹ J. J. Zhang,¹ J. L. Zhang,¹ J. Q. Zhang,¹ J. W. Zhang,^{1,a} J. Y. Zhang,¹ J. Z. Zhang,¹ K. Zhang,¹ L. Zhang,¹ X. Y. Zhang,³³ Y. Zhang,¹ Y. H. Zhang,^{1,a} Y. N. Zhang,⁴¹ Y. T. Zhang,^{46,a} Yu Zhang,⁴¹ Z. H. Zhang,⁶ Z. P. Zhang,⁴⁶ Z. Y. Zhang,⁵¹ G. Zhao,¹ J. W. Zhao,^{1,a} J. Y. Zhao,¹ J. Z. Zhao,^{1,a} Lei Zhao,^{46,a} Ling Zhao,¹ M. G. Zhao,³⁰ Q. Zhao,¹ Q. W. Zhao,¹ S. J. Zhao,⁵³ T. C. Zhao,¹ Y. B. Zhao,^{1,a} Z. G. Zhao,^{46,a} A. Zhemchugov,^{23,d} B. Zheng,⁴⁷ J. P. Zheng,^{1,a} W. J. Zheng,³³ Y. H. Zheng,⁴¹ B. Zhong,²⁸ L. Zhou,^{1,a} X. Zhou,⁵¹ X. K. Zhou,^{46,a} X. R. Zhou,^{46,a} X. Y. Zhou,¹ K. Zhu,¹ K. J. Zhu,^{1,a} S. Zhu,¹ S. H. Zhu,⁴⁵ X. L. Zhu,³⁹ Y. C. Zhu,^{46,a} Y. S. Zhu,¹ Z. A. Zhu,¹ J. Zhuang,^{1,a} L. Zotti,^{49a,49c} B. S. Zou,¹ and J. H. Zou¹

(BESIII Collaboration)

- ¹Institute of High Energy Physics, Beijing 100049, People's Republic of China
²Beihang University, Beijing 100191, People's Republic of China
³Beijing Institute of Petrochemical Technology, Beijing 102617, People's Republic of China
⁴Bochum Ruhr-University, D-44780 Bochum, Germany
⁵Carnegie Mellon University, Pittsburgh, Pennsylvania 15213, USA
⁶Central China Normal University, Wuhan 430079, People's Republic of China
⁷China Center of Advanced Science and Technology, Beijing 100190, People's Republic of China
⁸COMSATS Institute of Information Technology, Lahore, Defence Road, Off Raiwind Road, 54000 Lahore, Pakistan
⁹G.I. Budker Institute of Nuclear Physics SB RAS (BINP), Novosibirsk 630090, Russia
¹⁰GSI Helmholtzcentre for Heavy Ion Research GmbH, D-64291 Darmstadt, Germany
¹¹Guangxi Normal University, Guilin 541004, People's Republic of China
¹²GuangXi University, Nanning 530004, People's Republic of China
¹³Hangzhou Normal University, Hangzhou 310036, People's Republic of China
¹⁴Helmholtz Institute Mainz, Johann-Joachim-Becher-Weg 45, D-55099 Mainz, Germany
¹⁵Henan Normal University, Xinxiang 453007, People's Republic of China
¹⁶Henan University of Science and Technology, Luoyang 471003, People's Republic of China
¹⁷Huangshan College, Huangshan 245000, People's Republic of China
¹⁸Hunan University, Changsha 410082, People's Republic of China
¹⁹Indiana University, Bloomington, Indiana 47405, USA
^{20a}INFN Laboratori Nazionali di Frascati, I-00044 Frascati, Italy
^{20b}INFN and University of Perugia, I-06100 Perugia, Italy
^{21a}INFN Sezione di Ferrara, I-44122 Ferrara, Italy
^{21b}University of Ferrara, I-44122 Ferrara, Italy
²²Johannes Gutenberg University of Mainz, Johann-Joachim-Becher-Weg 45, D-55099 Mainz, Germany
²³Joint Institute for Nuclear Research, 141980 Dubna, Moscow region, Russia
²⁴Justus Liebig University Giessen, II. Physikalisches Institut, Heinrich-Buff-Ring 16, D-35392 Giessen, Germany
²⁵KVI-CART, University of Groningen, NL-9747 AA Groningen, The Netherlands
²⁶Lanzhou University, Lanzhou 730000, People's Republic of China
²⁷Liaoning University, Shenyang 110036, People's Republic of China
²⁸Nanjing Normal University, Nanjing 210023, People's Republic of China
²⁹Nanjing University, Nanjing 210093, People's Republic of China
³⁰Nankai University, Tianjin 300071, People's Republic of China
³¹Peking University, Beijing 100871, People's Republic of China
³²Seoul National University, Seoul, 151-747 Korea
³³Shandong University, Jinan 250100, People's Republic of China
³⁴Shanghai Jiao Tong University, Shanghai 200240, People's Republic of China
³⁵Shanxi University, Taiyuan 030006, People's Republic of China
³⁶Sichuan University, Chengdu 610064, People's Republic of China
³⁷Soochow University, Suzhou 215006, People's Republic of China
³⁸Sun Yat-Sen University, Guangzhou 510275, People's Republic of China
³⁹Tsinghua University, Beijing 100084, People's Republic of China
^{40a}Istanbul Aydin University, 34295 Sefakoy, Istanbul, Turkey
^{40b}Istanbul Bilgi University, 34060 Eyup, Istanbul, Turkey
^{40c}Uludag University, 16059 Bursa, Turkey
⁴¹University of Chinese Academy of Sciences, Beijing 100049, People's Republic of China
⁴²University of Hawaii, Honolulu, Hawaii 96822, USA
⁴³University of Minnesota, Minneapolis, Minnesota 55455, USA
⁴⁴University of Rochester, Rochester, New York 14627, USA
⁴⁵University of Science and Technology Liaoning, Anshan 114051, People's Republic of China
⁴⁶University of Science and Technology of China, Hefei 230026, People's Republic of China
⁴⁷University of South China, Hengyang 421001, People's Republic of China
⁴⁸University of the Punjab, Lahore-54590, Pakistan
^{49a}University of Turin, I-10125, Turin, Italy
^{49b}University of Eastern Piedmont, I-15121, Alessandria, Italy
^{49c}INFN, I-10125, Turin, Italy
⁵⁰Uppsala University, Box 516, SE-75120 Uppsala, Sweden
⁵¹Wuhan University, Wuhan 430072, People's Republic of China
⁵²Zhejiang University, Hangzhou 310027, People's Republic of China
⁵³Zhengzhou University, Zhengzhou 450001, People's Republic of China

(Received 24 December 2015; published 23 February 2016)

Based on $2.93 \text{ fb}^{-1} e^+e^-$ collision data taken at center-of-mass energy of 3.773 GeV by the BESIII detector, we report searches for the singly Cabibbo-suppressed decays $D^+ \rightarrow \omega\pi^+$ and $D^0 \rightarrow \omega\pi^0$. A double tag technique is used to measure the absolute branching fractions $\mathcal{B}(D^+ \rightarrow \omega\pi^+) = (2.79 \pm 0.57 \pm 0.16) \times 10^{-4}$ and $\mathcal{B}(D^0 \rightarrow \omega\pi^0) = (1.17 \pm 0.34 \pm 0.07) \times 10^{-4}$, with statistical significances of 5.5σ and 4.1σ , where the first and second uncertainties are statistical and systematic, respectively.

DOI: 10.1103/PhysRevLett.116.082001

Hadronic decays of charm mesons provide important input for beauty physics and also open a window into the study of strong final state interactions. For Cabibbo-suppressed charm decays, precise measurements are challenging due to low statistics and high backgrounds. Among them, the singly Cabibbo-suppressed (SCS) decays $D^{+,0} \rightarrow \omega\pi^{+,0}$ have not yet been observed, and only upper limits on the branching fractions were set to be 3.4×10^{-4} and 2.6×10^{-4} at the 90% confidence level (C.L.) for $D^+ \rightarrow \omega\pi^+$ and $D^0 \rightarrow \omega\pi^0$, respectively, by the CLEO-c Collaboration [1]. Following the diagrammatic approach, the small decay rates may be caused by the destructive interference between the color-suppressed quark diagrams C_V and C_P [2]. Numerically, if W -annihilation contributions are neglected, the branching fractions of the $D \rightarrow \omega\pi$ decays should be at about the 1.0×10^{-4} level [2,3].

Besides searching for $D^{+,0} \rightarrow \omega\pi^{+,0}$, we also report measurements of the branching fractions for the decays $D^{+,0} \rightarrow \eta\pi^{+,0}$. Precise measurements of these decay rates can improve understanding of U -spin and $SU(3)$ -flavor symmetry breaking effects in D decays, benefiting theoretical predictions of CP violation in D decays [4].

The data used have an integrated luminosity of 2.93 fb^{-1} [5] and were collected with the BESIII detector at the $\psi(3770)$ resonance ($\sqrt{s} \approx 3.773 \text{ GeV}$). Details on the features and capabilities of the BESIII detector can be found in Ref. [6]. The response of the experimental apparatus is studied with a detailed GEANT-based [7] Monte Carlo (MC) simulation of the BESIII detector for particle trajectories generated by the generator KKMC [8] using EVTGEN [9], with initial state radiation (ISR) effects [10] and final state radiation effects [11] included. Simulated events are processed in a fashion similar to data. At the $\psi(3770)$ resonance, $D\bar{D}$ pairs are produced in a coherent 1^{--} final state with no additional particles. To suppress huge non- $D\bar{D}$ backgrounds [1], we employ the “double tag” (DT) technique first developed by the MARK-III Collaboration [12,13] to perform absolute measurements of the branching fractions. We select “single tag” (ST) events in which either a D or \bar{D} is fully reconstructed. We then look for the D decays of interest in the remainder of each event, namely, in DT events where both the D and \bar{D} are fully reconstructed. The absolute branching fractions for D meson decays are calculated by the general formula

$$\mathcal{B}_{\text{sig}} = \frac{\sum_{\alpha} N_{\text{sig}}^{\text{obs},\alpha}}{\sum_{\alpha} N_{\text{tag}}^{\text{obs},\alpha} \epsilon_{\text{tag},\text{sig}}^{\alpha} / \epsilon_{\text{tag}}^{\alpha}}, \quad (1)$$

where α denotes different ST modes, $N_{\text{tag}}^{\text{obs},\alpha}$ is the yield of ST events for the tag mode α , $N_{\text{sig}}^{\text{obs},\alpha}$ is the corresponding yield of DT events, and $\epsilon_{\text{tag}}^{\alpha}$ and $\epsilon_{\text{tag},\text{sig}}^{\alpha}$ are the ST and DT efficiencies for the tag mode α . Correlation between the reconstructions of D and \bar{D} in an event has been considered in the efficiency determination.

The ST candidate events are selected by reconstructing a D^- or \bar{D}^0 in the following hadronic final states: $D^- \rightarrow K^+\pi^-\pi^-, K^+\pi^-\pi^-\pi^0, K_S^0\pi^-, K_S^0\pi^-\pi^0, K_S^0\pi^+\pi^-\pi^-, K^+K^-\pi^-,$ and $\bar{D}^0 \rightarrow K^+\pi^-, K^+\pi^-\pi^0, K^+\pi^-\pi^+\pi^-, K^+\pi^-\pi^0\pi^0, K^+\pi^-\pi^+\pi^-\pi^0,$ comprising approximately 28.0% and 38.0% [14] of all D^- and \bar{D}^0 decays, respectively. For the signal side, we reconstruct $D^+ \rightarrow \omega\pi^+(\eta\pi^+)$ and $D^0 \rightarrow \omega\pi^0(\eta\pi^0)$, with $\omega(\eta) \rightarrow \pi^+\pi^-\pi^0$. Throughout

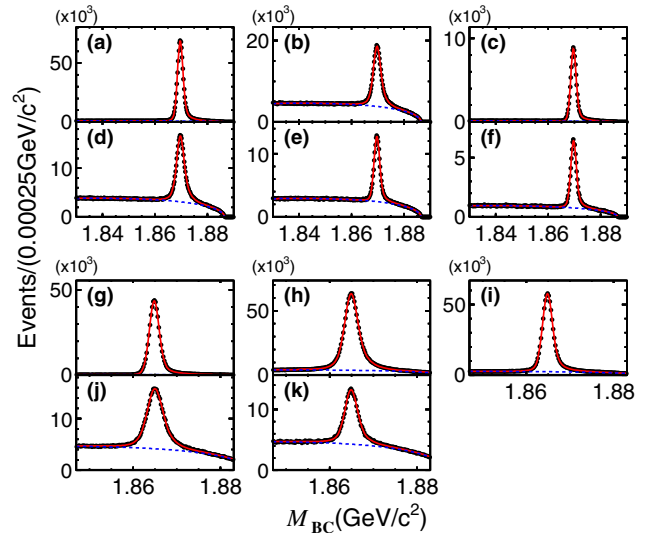


FIG. 1. M_{BC} distributions of ST samples for different tag modes. The first two rows show charged D decays: (a) $K^+\pi^-\pi^-$, (b) $K^+\pi^-\pi^-\pi^0$, (c) $K_S^0\pi^-$, (d) $K_S^0\pi^-\pi^0$, (e) $K_S^0\pi^+\pi^-\pi^-$, (f) $K^+K^-\pi^-$, the latter two rows show neutral D decays: (g) $K^+\pi^-$, (h) $K^+\pi^-\pi^0$, (i) $K^+\pi^-\pi^+\pi^-$, (j) $K^+\pi^-\pi^0\pi^0$, (k) $K^+\pi^-\pi^+\pi^-\pi^0$. Data are shown as points, the (red) solid lines are the total fits and the (blue) dashed lines are the background shapes. D and \bar{D} candidates are combined.

TABLE I. ST data yields ($N_{\text{tag}}^{\text{obs}}$), ST (ϵ_{tag}), and DT ($\epsilon_{\text{tag, sig}}^{\omega}$ and $\epsilon_{\text{tag, sig}}^{\eta}$) efficiencies, and their statistical uncertainties. Branching fractions of the K_S^0 and π^0 are not included in the efficiencies, but are included in the branching fraction calculations. The first six rows are for D^- and the last five are for \bar{D}^0 .

Mode	ST yields	$\epsilon_{\text{tag}}(\%)$	$\epsilon_{\text{tag, sig}}^{\omega}(\%)$	$\epsilon_{\text{tag, sig}}^{\eta}(\%)$
$K^+\pi^-\pi^-$	772711 ± 895	48.76 ± 0.02	11.01 ± 0.15	12.64 ± 0.17
$K^+\pi^-\pi^-\pi^0$	226969 ± 608	23.19 ± 0.02	4.47 ± 0.10	5.26 ± 0.11
$K_S^0\pi^-$	95974 ± 315	52.35 ± 0.07	11.69 ± 0.18	13.99 ± 0.21
$K_S^0\pi^-\pi^0$	211872 ± 572	26.68 ± 0.03	5.35 ± 0.13	6.44 ± 0.14
$K_S^0\pi^-\pi^+\pi^-$	121801 ± 459	30.53 ± 0.04	6.16 ± 0.13	7.17 ± 0.15
$K^+K^-\pi^-$	65955 ± 306	38.72 ± 0.07	8.50 ± 0.13	9.76 ± 0.14
$K^+\pi^-$	529558 ± 745	64.79 ± 0.03	12.44 ± 0.16	14.17 ± 0.17
$K^+\pi^-\pi^0$	1044963 ± 1164	34.13 ± 0.01	5.73 ± 0.11	6.87 ± 0.12
$K^+\pi^-\pi^+\pi^-$	708523 ± 946	38.33 ± 0.02	6.04 ± 0.11	7.00 ± 0.13
$K^+\pi^-\pi^0\pi^0$	236719 ± 747	13.87 ± 0.02	1.78 ± 0.06	2.10 ± 0.07
$K^+\pi^-\pi^+\pi^-\pi^0$	152025 ± 684	15.55 ± 0.03	1.93 ± 0.06	2.08 ± 0.07

the Letter, charge-conjugate modes are implicitly implied, unless otherwise noted.

The reconstruction of D mesons uses charged particles, π^0 's and K_S^0 's reconstructed with standard selection requirements [15]. To identify the reconstructed D candidates, we use two variables, the beam-constrained mass, M_{BC} , and the energy difference, ΔE , which are defined as $M_{\text{BC}} \equiv \sqrt{E_{\text{beam}}^2/c^4 - |\vec{p}_D|^2/c^2}$, $\Delta E \equiv E_D - E_{\text{beam}}$. Here, \vec{p}_D and E_D are the reconstructed momentum and energy of the D candidate in the e^+e^- center-of-mass system, and E_{beam} is the beam energy. We accept D candidates with M_{BC} greater than $1.83 \text{ GeV}/c^2$ and with mode-dependent ΔE requirements of approximately 3 standard deviations. For the ST modes, we accept at most one candidate per mode per event; the candidate with the smallest $|\Delta E|$ is chosen [16].

To obtain ST yields, we fit the M_{BC} distributions of the accepted D candidates, as shown in Fig. 1. The signal shape, which is modeled by the MC shape convoluted with a Gaussian function, includes the effects of beam energy spread, ISR, the $\psi(3770)$ line shape, and resolution. The combinatorial background is modeled by an ARGUS function [17]. With requirement of $1.866 < M_{\text{BC}}^{\text{tag}} < 1.874 \text{ GeV}/c^2$ for D^+ case or $1.859 < M_{\text{BC}}^{\text{tag}} < 1.871 \text{ GeV}/c^2$ for D^0 case, ST yields are calculated by subtracting the integrated ARGUS background yields within the signal region from the total event counts in this region. The tag efficiency is studied using MC samples following the same procedure. The ST yields in data and corresponding tag efficiencies are listed in Table I.

On the signal side we search for $D^+ \rightarrow \pi^+\pi^-\pi^0\pi^+$ and $D^0 \rightarrow \pi^+\pi^-\pi^0\pi^0$ modes containing an $\omega(\eta) \rightarrow \pi^+\pi^-\pi^0$ decay. For both D^+ and D^0 decays, two possible $\omega(\eta)$ combinations exist. Combinations with 3π mass in the interval $(0.4, 1.0) \text{ GeV}/c^2$ are considered. The chance that both $\omega(\eta)$ candidates combinations lie in this region is only about 0.3%, rendering this source of multiple candidates negligible.

With the DT technique, the continuum background $e^+e^- \rightarrow q\bar{q}$ is highly suppressed. The remaining background dominantly comes from $D\bar{D}$ events broadly populating the 3π mass window. To suppress the non- ω background, we require that the helicity, $H_\omega \equiv \cos\theta_H$, of the ω have an absolute value larger than 0.54 (0.51) for D^+ (D^0). The angle θ_H is the opening angle between the direction of the normal to the $\omega \rightarrow 3\pi$ decay plane and the direction of the D meson in the ω rest frame. True ω signal from D decays is longitudinally polarized so we expect a $\cos^2\theta_H \equiv H_\omega^2$ distribution. To further suppress background from $D^{+,0} \rightarrow K_S^0\pi^+\pi^{0,-}$ with $K_S^0 \rightarrow \pi^+\pi^-$, we apply a K_S^0 veto by requiring $|M_{\pi^+\pi^-} - m_{K_S^0}^{\text{PDG}}| > 12(9) \text{ MeV}/c^2$ for the D^+ (D^0) analysis. Here, $m_{K_S^0}^{\text{PDG}}$ is the known K_S^0 mass and $M_{\pi^+\pi^-}$ is calculated at the interaction point for simplicity.

After the above selection criteria, the signal region \mathbf{S} for the DT candidates is defined as $1.866 < M_{\text{BC}} < 1.874 \text{ GeV}/c^2$ for the D^+ ($1.859 < M_{\text{BC}} < 1.871 \text{ GeV}/c^2$ for the D^0) in the two-dimensional (2D) $M_{\text{BC}}^{\text{sig}}$ vs $M_{\text{BC}}^{\text{tag}}$ plane, as illustrated in Fig. 2. We also define sideband box regions to estimate potential background [18]. Sidebands A and B contain candidates where either the D or the \bar{D} is

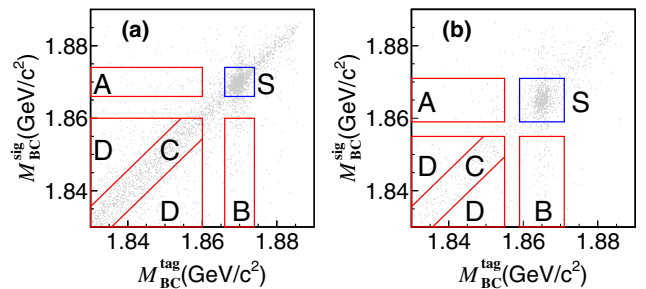


FIG. 2. 2D M_{BC} distributions for (a) $D^+ \rightarrow \omega\pi^+$ and (b) $D^0 \rightarrow \omega\pi^0$ with the signal (S) and sideband (A, B, C, D) regions used for background estimation indicated.

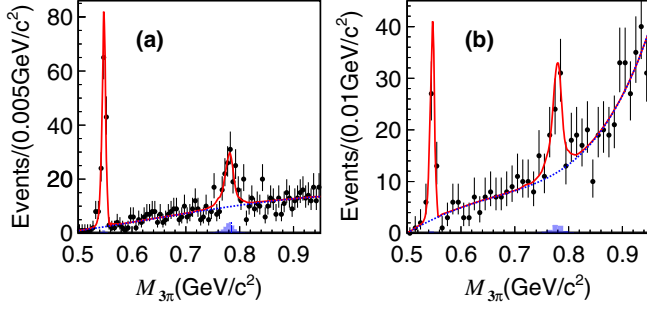


FIG. 3. Fits to the 3π mass spectra for (a) $D^+ \rightarrow \pi^+\pi^-\pi^0\pi^+$ and (b) $D^0 \rightarrow \pi^+\pi^-\pi^0\pi^0$ in the signal region **S** as defined in Fig. 2. Points are data, the (red) solid lines are the total fits, the (blue) dashed lines are the background shapes, and the hatched histograms are peaking background estimated from 2D M_{BC} sidebands.

misreconstructed. Sidebands *C* and *D* contain candidates where both *D* and \bar{D} are misreconstructed, either in a correlated way (*C*), by assigning daughter particles to the wrong parent, or in an uncorrelated way (*D*).

To obtain the $\omega(\eta)$ yield, we perform a fit to the $\pi^+\pi^-\pi^0$ invariant mass ($M_{3\pi}$) distribution with events in the signal region **S**. The $\omega(\eta)$ shape is modeled by the signal MC shape convoluted with a Gaussian function to describe the difference in the $M_{3\pi}$ resolution between MC calculations and data. Because of high statistics, the width σ_η of the Gaussian for the η case is determined by the fit, while the width σ_ω for the ω case is constrained by the MC-determined ratio $R = \sigma_\omega^{\text{MC}}/\sigma_\eta^{\text{MC}}$, giving the relative $M_{3\pi}$ resolution for η and ω final states. For D^+ , the background shape is described by a third-order Chebyshev polynomial, while for D^0 we use a shape of $a_0M_{3\pi}^{1/2} + a_1M_{3\pi}^{3/2} + a_2M_{3\pi}^{5/2} + a_3M_{3\pi}^{7/2} + a_4M_{3\pi}^{9/2}$, where a_i ($i = 0, \dots, 4$) are free parameters. The fit results are shown in Fig. 3, and the total ω yields N_ω for D^+ and D^0 cases are listed in Table II.

To estimate the $\omega(\eta)$ yield in the signal region **S** from background processes, event counts in sidebands *A*, *B*, and *C* are projected into the signal region **S** using scale factors determined from integrating the background shape in the ST M_{BC} fits. Contributions to sideband *D* are assumed to be uniformly distributed across the other regions [18]. For

TABLE II. Summary for the total ω (η) yields ($N_{\omega(\eta)}$), $\omega(\eta)$ peaking background yields ($N_{\omega(\eta)}^{\text{bkg}}$), and net DT yields ($N_{\text{sig}}^{\text{obs}}$) in the signal region **S** as defined in Fig. 2. $N_{\text{sig}}^{\text{obs}}$ is estimated from the defined sidebands. The errors are statistical.

ModeH	$N_{\omega(\eta)}$	$N_{\omega(\eta)}^{\text{bkg}}$	$N_{\text{sig}}^{\text{obs}}$
$D^+ \rightarrow \omega\pi^+$	100 ± 16	21 ± 4	79 ± 16
$D^0 \rightarrow \omega\pi^0$	50 ± 12	5 ± 5	45 ± 13
$D^+ \rightarrow \eta\pi^+$	264 ± 17	6 ± 2	258 ± 18
$D^0 \rightarrow \eta\pi^0$	78 ± 10	3 ± 2	75 ± 10

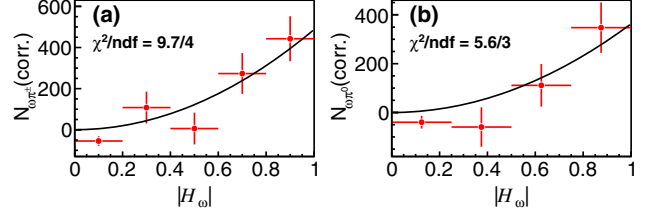


FIG. 4. Efficiency corrected yields versus $|H_\omega|$ for (a) $D^+ \rightarrow \omega\pi^+$ and (b) $D^0 \rightarrow \omega\pi^0$. Both are consistent with a distribution like $\cos^2\theta_H$ (black line).

these events from the sideband regions, we perform similar fits to the 3π mass spectra, and find the peaking background yields $N_{\omega(\eta)}^{\text{bkg}}$ for D^+ and D^0 , respectively, as listed in Table II. By subtracting the ω peaking background extending underneath the signal region, the DT signal yields, $N_{\text{sig}}^{\text{obs}}$, are obtained. The statistical significances for $D^+ \rightarrow \omega\pi^+$ and $D^0 \rightarrow \omega\pi^0$ are found to be 5.5σ and 4.1σ , respectively.

We now remove the ω helicity requirement, and investigate the helicity dependence of our signal yields. By following procedures similar to those described above, we obtain the signal yield in each $|H_\omega|$ bin. The efficiency corrected yields are shown in Fig. 4, demonstrating agreement with expected $\cos^2\theta_H$ behavior, further validating this analysis.

As shown in Fig. 3, the background level in the η signal region of the 3π invariant mass distribution is small compared to that near the ω mass. Therefore, to improve statistics, we remove the K_S^0 veto requirements and also make no helicity requirement since $H_\eta \equiv \cos\theta_H$ for the signal is flat. Following a similar fit procedure, with results shown in Fig. 5, we determine $\eta\pi^+$ and $\eta\pi^0$ DT yields as listed in Table II.

With the DT technique, the branching fraction measurements are insensitive to systematics coming from the ST side since they mostly cancel. For the signal side, systematic uncertainties mainly come from imperfect knowledge

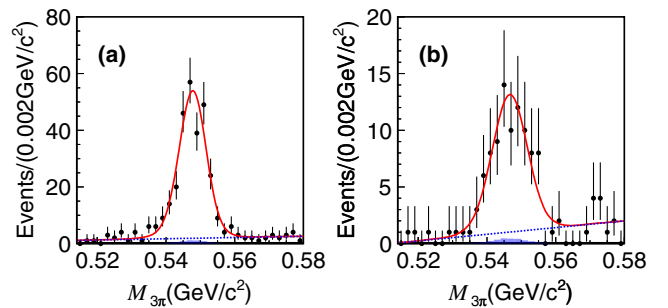


FIG. 5. Fits to the 3π mass spectra for (a) $D^+ \rightarrow \pi^+\pi^-\pi^0\pi^+$ and (b) $D^0 \rightarrow \pi^+\pi^-\pi^0\pi^0$ in the η mass region for the signal region **S** as defined in Fig. 2. Points are data; the (red) solid lines are the total fits; the (blue) dashed lines are the background shapes, and the hatched histograms are the peaking background estimated from 2D M_{BC} sidebands.

TABLE III. Summary of systematic uncertainties in %. Uncertainties which are not involved are denoted by “...”

Source	$\omega\pi^+$	$\omega\pi^0$	$\eta\pi^+$	$\eta\pi^0$
π^\pm tracking	3.0	2.0	3.0	2.0
π^\pm PID	1.5	1.0	1.5	1.0
π^0 reconstruction	1.0	2.0	1.0	2.0
2D M_{BC} window	0.1	0.2	0.1	0.2
ΔE requirement	0.5	1.6	0.5	1.6
$ H_\omega $ requirement	3.4	3.4
K_S^0 veto	0.8	0.8
Sideband regions	1.3	2.2	0.0	0.5
Signal resolution	0.9	0.9
Background shape	2.3	1.3	1.9	3.5
Fit range	0.3	1.9	0.8	1.5
$\mathcal{B}(\omega(\eta) \rightarrow \pi^+\pi^-\pi^0)$ [14]	0.8	0.8	1.2	1.2
Overall	5.8	6.0	4.3	5.3

of the efficiencies for tracking finding, PID criteria, the K_S^0 veto, and the H_ω requirement; additional uncertainties are related to the fit procedures.

Possible differences in tracking, PID, and π^0 reconstruction efficiencies between data and the MC simulations are investigated using a partial-reconstruction technique based on the control samples $D^0 \rightarrow K^-\pi^+\pi^0$ and $D^0 \rightarrow K^-\pi^+$. We assign uncertainties of 1.0% and 0.5% per track for track finding and PID, respectively, and 1.0% per reconstructed π^0 .

Uncertainty due to the 2D signal region definition is investigated via the relative change in signal yields for different signal region definitions based on the control samples $D^+ \rightarrow K_S^0\pi^+\pi^0$ and $D^0 \rightarrow K_S^0\pi^0\pi^0$ which have the same pions in the final state as our signal modes. With the same control samples, uncertainties due to the ΔE requirements are also studied. The relative data-MC efficiency differences are taken as systematic uncertainties, as listed in Table III.

Uncertainty due to the $|H_\omega|$ requirement is studied using the control sample $D^0 \rightarrow K_S^0\omega$. The data-MC efficiency difference with or without this requirement is taken as our systematic. Uncertainty due to the K_S^0 veto is similarly obtained with this control sample.

The ω peaking background is estimated from 2D M_{BC} sidebands. We change the sideband ranges by 2 MeV/ c^2 for both sides and investigate the fluctuation on the signal yields, which is taken as a systematic uncertainty.

In the nominal fit to the $M_{3\pi}$ distribution, the ratio R , which is the relative difference on the $M_{3\pi}$ resolution between η and ω positions, is determined by MC simulations. With control samples $D^0 \rightarrow K_S^0\eta$ and $K_S^0\omega$, the difference between data and MC defined as $\delta R = R_{\text{data}}/R_{\text{MC}} - 1$ is obtained. We vary the nominal R value by $\pm 1\sigma$ and take the relative change of signal yields as a systematic uncertainty.

TABLE IV. Summary of branching fraction measurements, and comparison with the previous measurements [1,19].

Mode	This work	Previous measurements
$D^+ \rightarrow \omega\pi^+$	$(2.79 \pm 0.57 \pm 0.16) \times 10^{-4}$	$< 3.4 \times 10^{-4}$ at 90% C.L.
$D^0 \rightarrow \omega\pi^0$	$(1.17 \pm 0.34 \pm 0.07) \times 10^{-4}$	$< 2.6 \times 10^{-4}$ at 90% C.L.
$D^+ \rightarrow \eta\pi^+$	$(3.07 \pm 0.22 \pm 0.13) \times 10^{-3}$	$(3.53 \pm 0.21) \times 10^{-3}$
$D^0 \rightarrow \eta\pi^0$	$(0.65 \pm 0.09 \pm 0.04) \times 10^{-3}$	$(0.68 \pm 0.07) \times 10^{-3}$

Uncertainties due to the background shapes are investigated by changing the orders of the polynomials employed. Uncertainties due to the $M_{3\pi}$ fitting range are investigated by changing the range from (0.50, 0.95) GeV/ c^2 to (0.48, 0.97) GeV/ c^2 in the fits, yielding relative differences which are taken as systematic uncertainties.

We summarize the systematic uncertainties in Table III. The total effect is calculated by combining the uncertainties from all sources in quadrature.

Finally, the measured branching fractions of $D \rightarrow \omega\pi$ and $\eta\pi$ are summarized in Table IV, where the first errors are statistical and the second ones are systematic.

In summary, we present the first observation of the SCS decay $D^+ \rightarrow \omega\pi^+$ with statistical significance of 5.5σ . We find the first evidence for the SCS decay $D^0 \rightarrow \omega\pi^0$ with statistical significance of 4.1σ . The results are consistent with the theoretical prediction [2], and can improve understanding of U -spin and $SU(3)$ -flavor symmetry breaking effects in D decays [4]. We also present measurements of the branching fractions for $D^+ \rightarrow \eta\pi^+$ and $D^0 \rightarrow \eta\pi^0$, which are consistent with the previous measurements [19].

The BESIII Collaboration thanks the staff of BEPCII and the IHEP computing center for their strong support. This work is supported in part by National Key Basic Research Program of China under Contract No. 2015CB856700; National Natural Science Foundation of China (NSFC) under Contracts No. 11125525, No. 11235011, No. 11322544, No. 11335008, No. 11425524; the Chinese Academy of Sciences (CAS) Large-Scale Scientific Facility Program; the CAS Center for Excellence in Particle Physics (CCEPP); the Collaborative Innovation Center for Particles and Interactions (CICPI); Joint Large-Scale Scientific Facility Funds of the NSFC and CAS under Contracts No. 11179007, No. 10975093, No. U1232201, No. U1332201; CAS under Contracts No. KJCX2-YW-N29, No. KJCX2-YW-N45; 100 Talents Program of CAS; National 1000 Talents Program of China; INPAC and Shanghai Key Laboratory for Particle Physics and Cosmology; German Research Foundation DFG under Contract No. Collaborative Research Center CRC-1044; Istituto Nazionale di Fisica Nucleare, Italy; Joint Funds of the National Science Foundation of China under Contract No. U1232107; Ministry of Development of Turkey under

Contract No. DPT2006K-120470; Russian Foundation for Basic Research under Contract No. 14-07-91152; The Swedish Research Council; U.S. Department of Energy under Contracts No. DE-FG02-04ER41291, No. DE-FG02-05ER41374, No. DE-SC0012069, No. DESC0010118; U.S. National Science Foundation; University of Groningen (RuG) and the Helmholtzzentrum fuer Schwerionenforschung GmbH (GSI), Darmstadt; WCU Program of National Research Foundation of Korea under Contract No. R32-2008-000-10155-0.

^aAlso at State Key Laboratory of Particle Detection and Electronics, Beijing 100049, Hefei 230026, People's Republic of China

^bAlso at Ankara University, 06100 Tandogan, Ankara, Turkey

^cAlso at Bogazici University, 34342 Istanbul, Turkey

^dAlso at the Moscow Institute of Physics and Technology, Moscow 141700, Russia

^eAlso at the Functional Electronics Laboratory, Tomsk State University, Tomsk, 634050, Russia

^fAlso at the Novosibirsk State University, Novosibirsk, 630090, Russia

^gAlso at the NRC "Kurchatov Institute, PNPI, 188300, Gatchina, Russia

^hAlso at University of Texas at Dallas, Richardson, Texas 75083, USA

ⁱAlso at Istanbul Arel University, 34295 Istanbul, Turkey

- [1] P. Rubin *et al.* (CLEO Collaboration), *Phys. Rev. Lett.* **96**, 081802 (2006).
 [2] H. Y. Cheng and C. W. Chiang, *Phys. Rev. D* **81**, 074021 (2010).
 [3] Hai-Yang Cheng (private communication).

- [4] W. Kwong and S. P. Rosen, *Phys. Lett. B* **298**, 413 (1993); Y. Grossman and D. J. Robinson, *J. High Energy Phys.* **04** (2013) 067.
 [5] M. Ablikim *et al.* (BESIII Collaboration), *Chin. Phys. C* **37**, 123001 (2013); M. Ablikim *et al.* (BESIII Collaboration), *Phys. Lett. B* **753**, 629 (2016).
 [6] M. Ablikim *et al.* (BESIII Collaboration), *Nucl. Instrum. Methods Phys. Res., Sect. A* **614**, 345 (2010).
 [7] S. Agostinelli *et al.* (GEANT4 Collaboration), *Nucl. Instrum. Methods Phys. Res., Sect. A* **506**, 250 (2003).
 [8] S. Jadach, B. F. L. Ward, and Z. Was, *Comput. Phys. Commun.* **130**, 260 (2000); *Phys. Rev. D* **63**, 113009 (2001).
 [9] D. J. Lange, *Nucl. Instrum. Methods Phys. Res., Sect. A* **462**, 152 (2001); R. G. Ping, *Chin. Phys. C* **32**, 599 (2008).
 [10] E. A. Kuraev and V. S. Fadin, *Sov. J. Nucl. Phys.* **41**, 466 (1985) [*Yad. Fiz.* **41**, 733 (1985)].
 [11] E. Richter-Was, *Phys. Lett. B* **303**, 163 (1993).
 [12] R. M. Baltrusaitis *et al.* (MARK-III Collaboration), *Phys. Rev. Lett.* **56**, 2140 (1986).
 [13] J. Adler *et al.* (MARK-III Collaboration), *Phys. Rev. Lett.* **60**, 89 (1988).
 [14] K. Nakamura *et al.* (Particle Data Group), *J. Phys. G* **37**, 075021 (2010), and 2011 partial update for the 2012 edition.
 [15] M. Ablikim *et al.* (BESIII Collaboration), *Phys. Lett. B* **744**, 339 (2015).
 [16] Q. He *et al.* (CLEO Collaboration), *Phys. Rev. Lett.* **95**, 121801 (2005).
 [17] H. Albrecht *et al.* (ARGUS Collaboration), *Phys. Lett. B* **241**, 278 (1990).
 [18] D. M. Asner *et al.* (CLEO Collaboration), *Phys. Rev. D* **78**, 012001 (2008).
 [19] H. Mendez *et al.* (CLEO Collaboration), *Phys. Rev. D* **81**, 052013 (2010).