

University of Groningen

Large Between-Patient Variability in eGFR Decline Before Clinical Trial Enrollment and Impact on Atrasentan's Efficacy - A Post-Hoc Analysis From the SONAR Trial

Waijer, Simke; de Vries, Sieta; Busch, Robert; Xie, Di; Gansevoort, Ron; Hou, Fan Fan; Gorriz, Jose; Laverman, Gozewijn; De Nicola, Luca; Pascual, Julio

Published in:
Journal of the American Society of Nephrology

DOI:
[10.1681/ASN.2021040498](https://doi.org/10.1681/ASN.2021040498)

IMPORTANT NOTE: You are advised to consult the publisher's version (publisher's PDF) if you wish to cite from it. Please check the document version below.

Document Version
Publisher's PDF, also known as Version of record

Publication date:
2021

[Link to publication in University of Groningen/UMCG research database](#)

Citation for published version (APA):

Waijer, S., de Vries, S., Busch, R., Xie, D., Gansevoort, R., Hou, F. F., Gorriz, J., Laverman, G., De Nicola, L., Pascual, J., Provenzano, M., Pergola, P., Tang, S., Wanner, C., Zaoui, P., Parving, H-H., de Zeeuw, D., & Heerspink, H. (2021). Large Between-Patient Variability in eGFR Decline Before Clinical Trial Enrollment and Impact on Atrasentan's Efficacy - A Post-Hoc Analysis From the SONAR Trial. *Journal of the American Society of Nephrology*, 32(11), 2731-2734. <https://doi.org/10.1681/ASN.2021040498>

Copyright

Other than for strictly personal use, it is not permitted to download or to forward/distribute the text or part of it without the consent of the author(s) and/or copyright holder(s), unless the work is under an open content license (like Creative Commons).






The publication may also be distributed here under the terms of Article 25fa of the Dutch Copyright Act, indicated by the "Taverne" license. More information can be found on the University of Groningen website: <https://www.rug.nl/library/open-access/self-archiving-pure/taverne-amendment>.

Take-down policy

If you believe that this document breaches copyright please contact us providing details, and we will remove access to the work immediately and investigate your claim.

Downloaded from the University of Groningen/UMCG research database (Pure): <http://www.rug.nl/research/portal>. For technical reasons the number of authors shown on this cover page is limited to 10 maximum.

Large Between-Patient Variability in eGFR Decline before Clinical Trial Enrollment and Impact on Atrasentan's Efficacy: A *Post Hoc* Analysis from the SONAR Trial

Simke W. Waijer ¹, Sieta T. de Vries,¹ Robert Busch,² Di Xie,³ Ron T. Gansevoort,⁴ Fan Fan Hou,³ Jose L. Górriz ⁵, Gozewijn D. Laverman,^{6,7} Luca De Nicola,⁸ Julio Pascual,⁹ Michele Provenzano,⁸ Pablo E. Pergola,¹⁰ Sydney C.W. Tang ¹¹, Christoph Wanner ¹², Philippe Zaoui,¹³ Hans-Henrik Parving,¹⁴ Dick de Zeeuw ¹ and Hiddo J.L. Heerspink¹

JASN 32: 2731–2734, 2021. doi: <https://doi.org/10.1681/ASN.2021040498>

Patients with high albuminuria and low eGFR levels are usually enrolled in clinical trials to enrich the population at risk of ESKD in order to accrue sufficient clinical end points. However, the relatively low event rates in recent nephrology trials suggest that this approach does not completely rule out enrollment of patients without progressive kidney function loss.^{1–3} The rate of eGFR decline before trial entry (pretrial eGFR slope) is a more direct determinant of ESKD risk and could be a more appropriate approach to select high-risk clinical trial participants, but it has not been used, most likely because of logistical challenges to obtain pretrial eGFR data. However, with the introduction of electronic medical records, obtaining historical eGFR data has become easier and practically more feasible. Using electronic medical record data, we determined pretrial eGFR slope in participants of the Study of Diabetic Nephropathy with Atrasentan (SONAR) trial with high albuminuria and low eGFR. We subsequently determined whether the effect of atrasentan in slowing progressive kidney function loss is higher among participants with a steeper pretrial eGFR slope.

We performed a *post hoc* analysis of the SONAR trial, which determined the effect of the endothelin receptor antagonist atrasentan in patients with type 2 diabetes and CKD on kidney outcomes.

The SONAR trial included adult patients with type 2 diabetes who had an eGFR of 25–75 ml/min per 1.73 m² and a urine albumin-creatinine ratio (UACR) of 300–5000 mg/g.^{3–5} Participating investigators were asked to participate in a voluntary substudy to record pretrial eGFR data from medical records if available. Each individual's pretrial eGFR slope was estimated using within individual linear regression. We used linear mixed effects models with a random intercept and slope to assess the effect of atrasentan compared with placebo on eGFR slope during the clinical trial. Detailed methods are described in the Supplemental Material.

A total of 630 patients (12.3% of total cohort) with at least three serum creatinine values before the start of the trial were included. Over a median pretrial duration of 1.8 years, a mean of 8.1 (SD 4.8) pretrial serum creatinine measurements were collected. Baseline characteristics of the 630 included participants were similar with the overall SONAR cohort (Supplemental Table 1).

The mean rate of pretrial eGFR decline was 4.8 (SD 9.6) ml/min per 1.73 m² per year. We observed a large between-individual variation in pretrial eGFR slopes (Supplemental Figure 1). The annual rate of decline in eGFR prior to the SONAR trial was ≥ 5 ml/min per 1.73 m² per year in 259 (41.1%) patients, between 1 and 5 ml/min

per 1.73 m² per year in 183 (29.1%) patients, and < 1 ml/min per 1.73 m² per year in 188 (29.8%) patients (Supplemental Table 2). The event rate for the primary kidney outcome in placebo-treated patients with a fast progression was two-fold higher compared with patients with a stable disease: 6.9 (95% confidence interval [CI], 4.0 to 11.9) versus 3.3 (95% CI, 1.5 to 7.4) events per 100 patients-years. Although patients with a baseline UACR > 1000 mg/g had a statistically significantly steeper pretrial eGFR decline than patients with a baseline UACR of ≤ 1000 mg/g ($P = 0.001$), UACR only explained a modest proportion of the variation in pretrial eGFR slope ($R^2 = 2.9\%$). There was no association between pretrial eGFR slope and baseline eGFR (Supplemental Figure 2, Supplemental Table 2).

The effect of atrasentan versus placebo on clinical trial eGFR slope depended on the pretrial eGFR slope. In patients with a pretrial eGFR decline ≥ 5 ml/min per 1.73 m² per year, the

Published online ahead of print. Publication date available at www.jasn.org.

Correspondence: Prof. Dr. Hiddo J.L. Heerspink, Department Clinical Pharmacy and Pharmacology, University Medical Center Groningen, Hanzeplein 1, P.O. Box 30000, 9700 AD Groningen, The Netherlands. Email: h.j.lambers.heerspink@umcg.nl

Copyright © 2021 by the American Society of Nephrology

mean rates of eGFR decline during the double-blind treatment phase of the trial in the atrasentan and placebo groups were 3.3 and 4.9 ml/min per 1.73 m² per year, respectively, resulting in a between-group difference of 1.6 (95% CI, 0.0 to 3.2) ml/min per 1.73 m² per year. In contrast, in patients with a pretrial eGFR decline between 1 and 5 ml/min per 1.73 m² per year and of <1 ml/min per 1.73 m² per year, the between-group differences in rate of eGFR decline were -0.1 and -0.2 ml/min per 1.73 m² per year, respectively (*P* value for interaction of 0.005). Baseline UACR and eGFR did not modify the effect of atrasentan on eGFR decline during the trial (Figure 1).

Endothelin receptor antagonists, including atrasentan, can increase the risk of edema and heart failure in patients with type 2 diabetes and CKD who are at risk of fluid retention.³ Heart failure hospitalizations occurred more frequently in patients with a fast eGFR decline compared with those with a slower decline. However, within fast progressors, these events occurred more frequently in the placebo group (10.8%) compared with the atrasentan group (3.2%; hazard ratio, 0.34;

95% CI, 0.10 to 1.14) (Supplemental Table 3).

In this *post hoc* analysis of 630 SONAR participants with type 2 diabetes, increased albuminuria, and decreased eGFR who were selected for their high risk of kidney failure, our study showed that only 41% had a rapid eGFR decline of at least 5 ml/min per 1.73 m² per year prior to enrollment into the trial. In other words, despite enriching the SONAR trial for patients with a high UACR, still more than half of the selected patients included had a relatively stable eGFR trajectory and thus, were unlikely to reach kidney failure within the duration of the trial.

We also demonstrated that the therapeutic effect of atrasentan on slowing kidney function decline varied by the pretrial eGFR slope, whereas the effect was consistent in subgroups defined by baseline UACR and eGFR as reported previously.³ These data suggest that the pretrial eGFR slope may be a suitable tool to identify patients more likely to benefit from atrasentan. We recognize, however, that the statistical power for these analyses was low, and the results should be considered hypothesis generating. Ongoing prospective clinical

trials, such as the Atrasentan in Patients With IgA Nephropathy (ALIGN) trial (NCT04573478), are warranted to confirm if atrasentan more effectively reduces the rate of kidney failure in patients with more progressive kidney function loss. Future research is also required to define the time period and minimal number of eGFR assessments to optimally estimate the pretrial eGFR slope for prognostic enrichment. We also acknowledge that the pretrial eGFR data are not perfectly structured but derived from electronic medical records, which means varying laboratory techniques for serum creatinine measurements per patient or even within one patient, varying numbers and intervals between the creatinine measurements, and potential variation in medications and comorbidities. These variations may have introduced random noise and increased variation in pretrial eGFR slope.

In conclusion, the efficacy of atrasentan in slowing progressive kidney function loss was larger in participants with a steeper pretrial eGFR decline, suggesting that the preintervention eGFR slope may be a better tool than UACR or eGFR to select clinical trial participants.

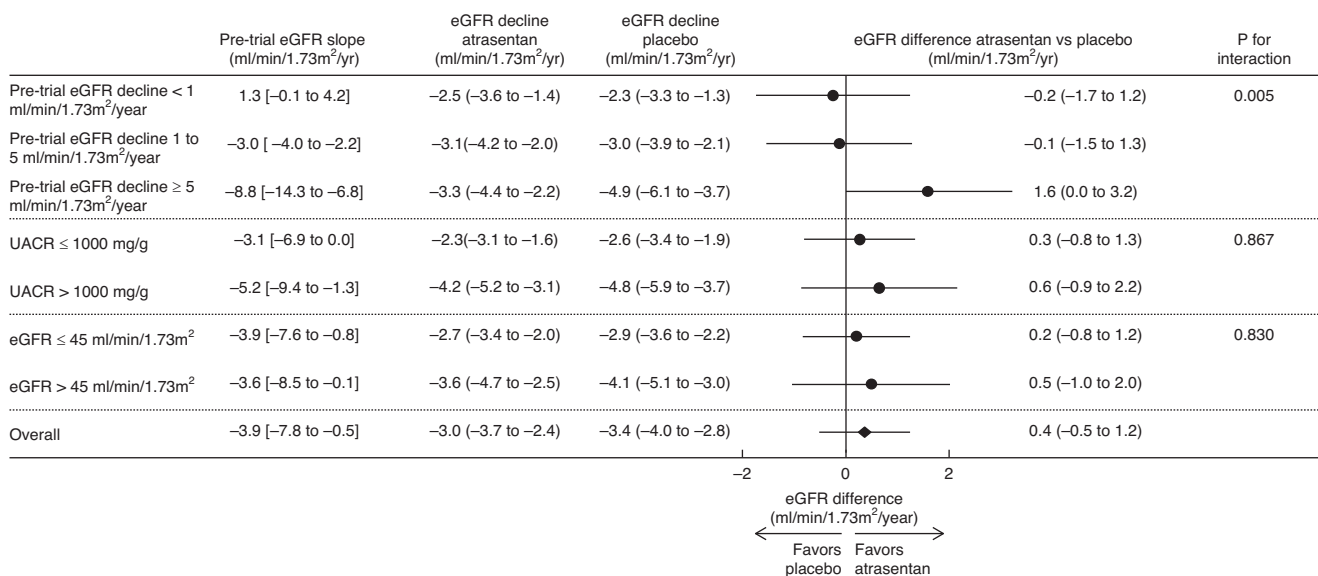


Figure 1. The effect of atrasentan versus placebo on clinical trial eGFR slope depends on the pretrial eGFR slope, but not on baseline UACR or eGFR. Figure shows the effect of atrasentan compared with placebo on clinical trial eGFR slope stratified by pretrial eGFR decline (<1, between 1 and 5, and ≥5 ml/min per 1.73 m² per year), baseline UACR (UACR≤1000 and >1000 mg/g), and baseline eGFR (eGFR≤45 and >45 ml/min per 1.73 m²). The circles in the figure represent the hazard ratio and the horizontal line the 95% CI.

DISCLOSURES

R. Busch has received research support from AstraZeneca, Kowa, Lilly, and Novo Nordisk and has served on the speaker bureau for Amarin, AstraZeneca, Boehringer-Ingelheim, Lilly, and Novo. L. De Nicola reports consultancy agreements and/or lecturer fees from Astellas, AstraZeneca, Mundipharma, Novo Nordisk, and Vifor Fresenius; and scientific advisor or membership with Abbvie, Astellas, AstraZeneca, *Italian Journal of Nephrology*, Janssen, and Vifor Fresenius. S.T. de Vries reports funding from the Dutch Medicines Evaluation Board, the European Union's Horizon 2020 Research and Innovation Programme under Marie Skłodowska-Curie grant 754425, and ZonMW—The Netherlands Organization for Health Research and Development project 849100006. D. de Zeeuw has served on advisory boards and/or as a speaker for Bayer, Boehringer Ingelheim, Fresenius, Mitsubishi Tanabe, and Mundipharma; has served on steering committees and/or as a speaker for AbbVie and Janssen; has served on data safety and monitoring committees for Bayer; and has consultancy agreements and has received honoraria from Retrophin. R.T. Gansevoort reports consultancy agreements with AstraZeneca, Bayer, Galapagos, Otsuka Pharmaceutical, and Sanofi-Genzyme; receiving research funding and honoraria from Bayer, Galapagos, and Otsuka Pharmaceuticals (all funds paid directly to the institution); and serving as a scientific advisor or member of *American Journal of Kidney Diseases*, *CJASN*, *Journal of Nephrology*, *Kidney360*, *Nephrology Dialysis Transplantation*, and *Nephron Clinical Practice*. J.L. Gorriz reports consultancy agreements with AstraZeneca, Boehringer Ingelheim, Merck, MSD, Mundipharma, and Novo Nordisk; research funding from AstraZeneca; honoraria for giving talks with AstraZeneca, Boehringer-Ingelheim, Eli Lilly, Janssen, Novartis, and Novo Nordisk; scientific advisor or membership with AstraZeneca, Boehringer Ingelheim, and Janssen-Mundipharma; and speakers bureau for AstraZeneca, Boehringer-Ingelheim, Eli Lilly, Janssen, MSD, and Novo Nordisk. H.J.L. Heerspink has served as a consultant for AbbVie, Astellas, AstraZeneca, Bayer, Boehringer Ingelheim, Chinoak, CSL Pharma, Dimerix, Fresenius, Gilead, Janssen, Merck, Mitsubishi-Tanabe, Mundipharma, Novo Nordisk, Retrophin, and Travers Pharmaceuticals; has received grant support from AbbVie, AstraZeneca, Boehringer Ingelheim, and Janssen; and has served on speakers bureaus with AstraZeneca. F.F. Hou reports consultancy agreements with AbbVie and AstraZeneca; honoraria from AbbVie and AstraZeneca; and scientific advisor or membership as a member on the editorial boards of *Current Opinion in Nephrology and Hypertension*, *Kidney Diseases (Basel)*, *Kidney International*, and *Kidney Medicine*. G.D. Laverman reports receiving lecture fees from AstraZeneca, Janssen, and Sanofi; has served as a consultant for Abbvie, AstraZeneca, Boehringer

Ingelheim, MSD, Novo Nordisk, Sanofi, and Vifor Pharma; reports research funding from AstraZeneca, Novo Nordisk, Sanofi, and Vifor Pharma; and reports honoraria from AstraZeneca, Novo Nordisk, Sanofi, and Vifor Pharma. H.-H. Parving has served as a consultant for Abbott, AbbVie, AstraZeneca, and Novartis; has ownership interest in Merck and Novo Nordisk; and received honoraria from Abbott, AbbVie, AstraZeneca, and Novartis. J. Pascual has served as consultant and received grant support from Biophoe Ltd., Chiesi, and Novartis. P.E. Pergola reports consultancy agreements with Akebia, Ardelyx, AstraZeneca, Bayer, Corvidia, Fibrogen, Gilead, Otsuka, Reata, Tricida, and Unicycive as an investigator in multiple clinical trials (his employer receives research support); ownership interest in Unicycive Therapeutics; research funding as a principal or subinvestigator on multiple clinical trials through practice; scientific advisor or membership with Ardelyx and Unicycive; and speakers bureau with AstraZeneca. S.C.W. Tang has served as consultant for George Clinical, Novartis, and Travers Therapeutics; received lecture fees from AstraZeneca; received grant support from Sanofi; reports scientific advisor or membership via editorial board membership with *American Journal of Nephrology*, *CJASN*, *Journal of Nephrology and Kidney Diseases*, and *Kidney International*; reports scientific advisor or membership via Associate Editor of *Glomerular Diseases*, *Kidney Disease Improving Global Outcomes* executive committee member, Editor-in-Chief of *Nephrology (Carlton)*, and theme and subspecialties editor of *Nephrology Dialysis Transplantation*; and other interests/relationships, such as President-Elect of the Asian Pacific Society of Nephrology and Ex-Officio of the Hong Kong Society of Nephrology. C. Wanner has received consultation and advisory board membership honoraria from Akebia, AstraZeneca, Bayer, Boehringer-Ingelheim, Gilead, GSK, MSD, Sanofi-Genzyme, and Tricida. D. Xie reports other interests/relationships as an International Society of Nephrology (ISN) member. All remaining authors have nothing to disclose.

FUNDING

This was supported by Innovative Medicines Initiative 2 Joint Undertaking grant 115974 (Biomarker Enterprise to Attack Diabetic Kidney Disease [BEAt-DKD]); European Union's Horizon 2020 Framework Programme; European Union's European Federation of Pharmaceutical Industries and Associations with Juvenile Diabetes Research Foundation; and College ter Beoordeling van Geneesmiddelen.

ACKNOWLEDGMENTS

The authors thank all SONAR participants and investigators.

The funding sources did not have a role in the design, conduct, or analysis of the study.

All authors were involved in data collection; S.T. de Vries, D. de Zeeuw, H.J.L. Heerspink, and S.W. Waijer analyzed and interpreted the data; S.T. de Vries, H.J.L. Heerspink, and S.W. Waijer wrote the first draft of the manuscript; all authors were involved in data interpretation and contributed to revisions for important intellectual content; and all authors read and approved the manuscript.

SUPPLEMENTAL MATERIAL

This article contains the following supplemental material online at <http://jasn.asnjournals.org/lookup/suppl/doi:10.1681/ASN.2021040498/-/DCSupplemental>.

Supplemental Material. Detailed methods.

Supplemental Table 1. Baseline characteristics of the included pretrial population and the enrichment population in the SONAR trial.

Supplemental Table 2. Baseline characteristics of the 630 included patients stratified by the annual decline in eGFR prior to the SONAR trial.

Supplemental Table 3. Heart failure and severe edema in atrasentan- and placebo-treated patients stratified by the annual decline in eGFR prior to the SONAR trial.

Supplemental Figure 1. Large variation in rate of eGFR decline (pretrial eGFR slope) before enrollment in the SONAR trial.

Supplemental Figure 2. Correlation plots of UACR and eGFR at baseline and pretrial eGFR slope.

REFERENCES

- Heerspink HJL, Stefánsson BV, Correa-Rotter R, Chertow GM, Greene T, Hou F-F, et al.; DAPA-CKD Trial Committees and Investigators: Dapagliflozin in patients with chronic kidney disease. *N Engl J Med* 383: 1436–1446, 2020
- Bakris GL, Agarwal R, Anker SD, Pitt B, Ruilope LM, Rossing P, et al.; FIDELIO-DKD Investigators: Effect of finerenone on chronic kidney disease outcomes in type 2 diabetes. *N Engl J Med* 383: 2219–2229, 2020
- Heerspink HJL, Parving H-H, Andress DL, Bakris G, Correa-Rotter R, Hou F-F, et al.; SONAR Committees and Investigators: Atrasentan and renal events in patients with type 2 diabetes and chronic kidney disease (SONAR): A double-blind, randomised, placebo-controlled trial. *Lancet* 393: 1937–1947, 2019
- Heerspink HJL, Andress DL, Bakris G, Brennan JJ, Correa-Rotter R, Dey J, et al.: Rationale and protocol of the study of diabetic nephropathy with atrasentan (SONAR) trial: A clinical trial design novel to diabetic nephropathy. *Diabetes Obes Metab* 20: 1369–1376, 2018
- Heerspink HJL, Andress DL, Bakris G, Brennan JJ, Correa-Rotter R, Hou FF, et al.: Baseline characteristics and enrichment results from the SONAR trial. *Diabetes Obes Metab* 20: 1829–1835, 2018

AFFILIATIONS

¹Department of Clinical Pharmacy and Pharmacology, University of Groningen, University Medical Center Groningen, Groningen, The Netherlands

²Division of Community Endocrinology, Albany Medical Center, Albany, New York

³Division of Nephrology, Nanfang Hospital, Southern Medical University, National Clinical Research Center for Kidney Disease, Guangzhou, China

⁴Division of Nephrology, Department of Internal Medicine, University of Groningen, University Medical Center Groningen, Groningen, The Netherlands

⁵Hospital Clínico Universitario, INCLIVA, Universitat de Valencia, GEENDIAB, Valencia, Spain

⁶Division of Nephrology, Department of Internal Medicine, Ziekenhuisgroep Twente, Almelo, The Netherlands

⁷Department of Biomedical Signals and Systems, University of Twente, Enschede, The Netherlands

⁸Department of Advanced Medical and Surgical Sciences, Nephrology and Dialysis Unit, University L. Vanvitelli, Naples, Italy

⁹Department of Nephrology, Hospital del Mar, Barcelona, Spain

¹⁰Renal Associates PA, San Antonio, Texas

¹¹Division of Nephrology, Department of Medicine, The University of Hong Kong, Queen Mary Hospital, Hong Kong

¹²Division of Nephrology, University Medical Center I, University of Wurzburg, Wurzburg, Germany

¹³Service de Néphrologie Hemodialyse Apherese Transplantation Grenoble, Hospital Universite Grenoble, Alpes, France

¹⁴Department of Medical Endocrinology, Rigshospitalet, Copenhagen, Denmark