

University of Groningen

A social network perspective on bullying

Huitsing, Gijs

IMPORTANT NOTE: You are advised to consult the publisher's version (publisher's PDF) if you wish to cite from it. Please check the document version below.

Document Version

Publisher's PDF, also known as Version of record

Publication date:

2014

[Link to publication in University of Groningen/UMCG research database](#)

Citation for published version (APA):

Huitsing, G. (2014). *A social network perspective on bullying*. [Thesis fully internal (DIV), University of Groningen]. University of Groningen.

Copyright

Other than for strictly personal use, it is not permitted to download or to forward/distribute the text or part of it without the consent of the author(s) and/or copyright holder(s), unless the work is under an open content license (like Creative Commons).

The publication may also be distributed here under the terms of Article 25fa of the Dutch Copyright Act, indicated by the "Taverne" license. More information can be found on the University of Groningen website: <https://www.rug.nl/library/open-access/self-archiving-pure/taverne-amendment>.

Take-down policy

If you believe that this document breaches copyright please contact us providing details, and we will remove access to the work immediately and investigate your claim.

Downloaded from the University of Groningen/UMCG research database (Pure): <http://www.rug.nl/research/portal>. For technical reasons the number of authors shown on this cover page is limited to 10 maximum.

Chapter 5

Victims, Bullies, and their Defenders: A Longitudinal Study of the Coevolution of Positive and Negative Networks

Abstract

The complex interplay between bullying/victimization and defending was examined using a longitudinal social network approach (Stochastic Actor-Based Models). The (co-) evolution of these relations within three elementary schools (grades 2-5 at T1, ages 8-11, $N = 354$ children) was investigated across three time points within a year. Most bullies and defenders were in the same grade as the victim, although a substantial number of bullies and defenders were in other grades (most often one grade higher). Defenders were usually of the same gender as the victim, whereas most bullies were boys, with boys bullying both boys and girls. In line with goal-framing theory, multiplex network analyses provided evidence for the social support hypothesis (victims with the same bullies defended each other over time) as well as the retaliation hypothesis (defenders run the risk of becoming victimized by the bullies of the victims they defend). In addition, the analysis revealed that bullies with the same victims defended each other over time, and that defenders of bullies initiated harassment of those bullies' victims. This study can be seen as a starting point in unraveling the relationship dynamics between bullying, victimization, and defending networks in schools.

This study is based upon:

Huitsing, G., Snijders, T. A. B., Van Duijn, M. A. J., & Veenstra, R. (2014). Victims, bullies, and their defenders: A longitudinal study of the coevolution of positive and negative networks. *Development and Psychopathology*, 26, 645-659.

5.1 Introduction

Bullying, the systematic and usually intentional abusive behavior characterized by an imbalance of power between bullies and victims, is a complex social phenomenon. Group processes are important for explaining and understanding it (Salmivalli, 2010). Defending behavior in bullying situations demonstrates the complexity of the group processes in bullying. Defending is usually defined as comforting and supporting victims or even standing up for them when they are being victimized. Defending can be a risky strategy, because bullies may retaliate and direct their aggression toward defenders (Gini, Albiero, Benelli, & Altoè, 2008). Having defenders, however, makes a difference for victims (Sainio, Veenstra, Huitsing, & Salmivalli, 2011b): compared with undefended victims, victims who reported having at least one defender were found to have more self-esteem and were more accepted and less rejected among peers. Hence, anti-bullying interventions aim to increase the number of children that stand up for victims. Recently, however, it has been suggested that not only victims are defended; also bullies can be defended by their ingroup members against victims' reactions (Huitsing & Veenstra, 2012a – Chapter 3). In this study, we aimed to examine the interactional relationships between defending, victimization, and bullying. To achieve this aim, we adopted a longitudinal social network approach to disentangle the sequences of defending, victimization, and bullying relations and to investigate how patterns in the networks of bullying and defending (co-)evolve over time.

Bullying and victimization in childhood are known to be precursors for later maladjustment (Barker et al., 2008; Kim, Leventhal, Koh, Hubbard, & Boyce, 2006). Where victims are at risk for later internalizing problems (Arseneault, Bowes, & Shakoor, 2009; Reijntjes, Kamphuis, Prinzie, & Telch, 2010), bullies are at risk for later offending, violence, and psychiatric problems (Sourander et al., 2009; Ttofi, Farrington, Lösel, & Loeber, 2011; Ttofi, Farrington, & Lösel, 2012). Bullying is part of a larger spectrum of problematic aggressive behaviors (Olweus, 1993). Not all bullies, however, face problems in the short and long term. Aggressive bullies (also called bully/victims or reactive bullies) are most at risk for adjustment problems (Haynie et al., 2001; Salmivalli & Nieminen, 2002; Veenstra et al., 2005); there are also strategic bullies, who combine prosocial and antisocial behavioral strategies to obtain a powerful position in the peer group (Hawley, 2003; Olthof, Goossens, Vermande, Aleva, & Van der Meulen, 2011; Reijntjes et al., 2013).

In line with bullying as strategic behavior, we adopted a goal-framing approach (Lindenberg, 2006; 2008) as the underlying theoretical approach to understanding children's behavioral strategies. The goal-framing approach theorizes that people behave in line with their goal pursuit, with goals making people selective in interpreting situational cues. Goals help us to understand people's perceptions, because people evaluate situations and determine

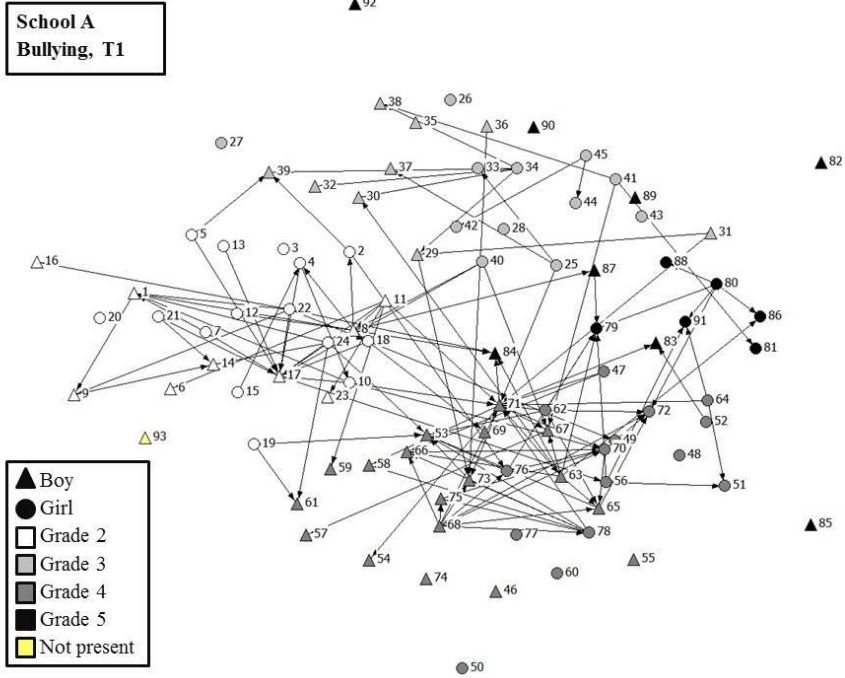
whether or not they are helpful for reaching their goals. Two goals are important in childhood and preadolescence: status and affection (Veenstra, Lindenberg, Munniksmma, & Dijkstra, 2010). Status is the relative social position a person has in the peer hierarchy, and is often referred to as “perceived” popularity (Cillessen & Rose, 2005). Affection can be described as having warm and close relationships with others. Bullying serves the goal of enabling a person to feel superior (status) without losing the affection of significant other peers (Sijtsema, Veenstra, Lindenberg, & Salmivalli, 2009; Volk, Camilleri, Dane, & Marini, 2012). Bullies divide the classroom into potential sources of affection, containing significant others from their ingroup, and potential sources of domination from their outgroup, for whom they and their significant others do not care (Gini, 2007; Nesdale, Milliner, Duddy, & Griffiths, 2009). In defending, the bystander takes a clear stand on behalf of the victim by directly stepping in, seeking help, or comforting the victim (Gini et al., 2008; Pöyhönen, Juvonen, & Salmivalli, 2010). Such behavior is usually highly rewarded and results in affection and status (Veenstra, Verlinden, Huitsing, Verhulst, & Tiemeier, 2013). In sum, goal-framing can help to explain the joint development of bullying and defending relations, because children are expected to form relations with others in line with their goal pursuit.

5.1.1 Bullying and Defending from a Social Network Perspective

Research on the interplay between bullying, victimization, and defending is founded in the participant role approach to bullying, which recognizes the involvement in the bullying process of more children than only bullies and victims (Salmivalli, Lagerspetz, Björkqvist, Österman, & Kaukiainen, 1996; Salmivalli, 2010). Defenders side with victims, whereas bullies may be helped by assistants who join them actively, or be rewarded by positive feedback from reinforcers (e.g., laughing, cheering). Next to these active roles, there are also outsiders who observe the victimization but do not intervene and may pretend that nothing is going on. Children’s roles in group processes are dynamic; for example, sometimes children initiate the victimization of peers, at other times they join in, but they may also decide to observe without intervening. A social network perspective may contribute to our understanding of group processes, because it allows investigation of the variation in children’s behavioral patterns toward different classmates.

Using a social network perspective, the relations between children are investigated. Bullying (“who bullies whom”) and defending (“who defends whom”) are relational behaviors. They can be investigated at the actor-level (for example, whether children who are frequently nominated as defender are unlikely to be nominated as bully, also called “degree-level”), on the dyadic level (relations between two children; for example, whether children defend each other reciprocally), and a triadic (or higher-order) level, which refers to relations

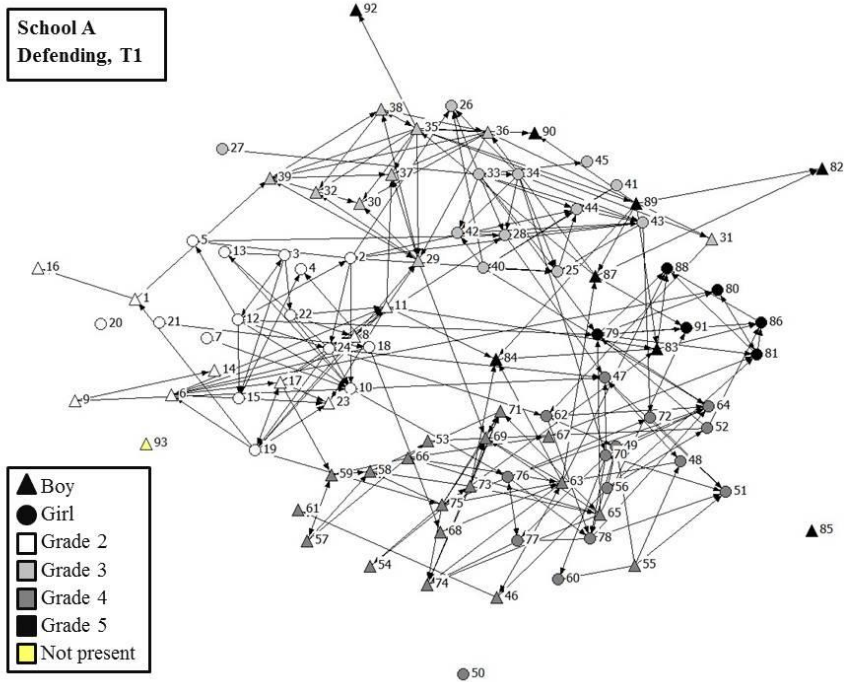
Figure 5.1.a. “By which students are you victimized?” Graphical representation of the bullying network at T1 for school A.



between three (or more) children within small groups. A graphical example of a social network of bullying is given in Figure 5.1.a, which shows for grade (colored nodes) and gender (shaped nodes) self-proclaimed victims (the senders of an arrow) and their bullies (the receivers). The direction of the arrows means that senders report about the behavior of receivers. Some children are involved in a large number of bullying relations, either as bullies (nominations received, the incoming arrow) or victims (nominations given, the outgoing arrow), or both, whereas others are uninvolved. Figure 5.1.b provides the defending relations of the same school, with the children in the same positions as in Figure 5.1.a, meaning that the network positions are comparable across figures. In this figure, senders of an arrow nominate receivers as their defenders.

To illustrate, at the first wave, boy 92 is an isolate in the bullying network, meaning that he does not engage in bullying or report being victimized. In the defending network, boy 35 reports that boy 92 defends him. Another example is girl 19, who reports being bullied by two boys (53 and 61), whereas she herself is a defender of two other children, including boy 17, with whom she has a mutual defending relation. Together, these figures demonstrate the interdependency of relations between children, because children can be involved in multiple

Figure 5.1.b. “Who defends you when you are victimized?” Graphical representation of the defending network at T1 for school A.



bullying as well as defending relations. The creation or continuation of relations is dependent not only on the existence of children’s other relations, but also on the relations between others in the network. The collection of relations in a social network can, therefore, be seen as emergent processes: relatively simple interactions between children lead to complex network patterns at the larger network level.

Understanding of the development of social networks has benefited from advances in longitudinal social network analysis using stochastic actor-based modeling (see for an accessible introduction to this topic: Snijders, Van de Bunt, & Steglich, 2010). This approach has found its way to developmental researchers (Veenstra, Dijkstra, Steglich, & Van Zalk, 2013a), who have used it to understand similarity between connected individuals by separating two processes: on the one hand, selection processes, which concern the formation or dissolution of relationships, and, on the other hand, influence processes, which concern changes in individuals’ behaviors or attitudes in response to those of their peers (Steglich, Snijders, & Pearson, 2010). Victimization within friendship networks has been investigated using this approach, and it was found that children with similar levels of physical victimization selected each other as friends (Sentse, Dijkstra, Salmivalli, & Cillessen, 2013;

Sijtsema, Rambaran, & Ojanen, 2013). These researchers, however, examined victimization as a behavioral construct, meaning that they considered victimization to be a characteristic of children without knowing by whom the children were victimized. In this study, we investigated victimization by examining children's relationships: who bullies whom?

5.1.2 The Interplay of Bullying/Victimization and Defending

Social network information allows understanding of the relational basis of behaviors. For example, social network data express with whom and with how many others children are interacting. This can be an important distinction as it has been shown, for example, that children with several bullies have on average more depressive symptoms and lower self-esteem than victims with few bullies (Huising, Veenstra, Sainio, & Salmivalli, 2012b). The social network approach is different from more traditional investigations using self- or peer-reports on bullying, from which it is known how children behave, but which provide no information about the relational nature of their (bullying) behaviors. Moreover, investigating multiple social networks allows unraveling of the relational patterns of bullying in the group context. This helps in understanding the developmental processes underlying children's relationships.

Victimization, bullying, and defending are entwined relations. Once children become victimized by peers, others in the classroom hopefully stand up for them, by helping and defending them. Defending may even prevent victimization, as bullies are probably reluctant to target children with several potential defenders. Research has shown that rejected children without friends or defenders run the greatest risk of being victimized (Fox & Boulton, 2006; Hodges, Boivin, Vitaro, & Bukowski, 1999; Sainio et al., 2011b).

If defending can prevent or stop victimization, it can be argued that bullies need defenders as well, to "protect" them from victims' reactions. Strategic bullies usually have a powerful position in the peer group (Caravita, Di Blasio, & Salmivalli, 2009; Dijkstra, Lindenberg, Verhulst, Ormel, & Veenstra, 2009; Olthof & Goossens, 2008; Witvliet et al., 2010). Their powerful position helps them in receiving assistance and being defended when they need it: for example, if victims react to bullies' negative behaviors. In this way, defending and support prevents bullies from being victimized. Thus far, a network approach has been used in one cross-sectional study to examine the relation between defending and bullying (Huising & Veenstra, 2012a – Chapter 3). The results indicated that victims defended each other when they were victimized by the same bullies, and that bullies also defended each other when they harassed the same victims. These results suggest ingroup-outgroup processes (other terminology that can be used is, for example, "cliques" or "subgroups" e.g., Adler & Adler, 1995; Cohen, Hsueh, Russel, & Ray, 2006): children defend ingroup members

and may bully children from the outgroup. Experimental studies have also shown that ingroup favoritism can be used to understand and explain bullying (Gini, 2007; Nesdale et al., 2009; Ojala & Nesdale, 2004).

Some other network studies investigated the interplay between positive and negative networks. Using cross-sectional data, it was found that victims who were victimized by the same bullies liked each other, and bullies who targeted the same victims had a similar positive relation (Huitsing et al., 2012a – Chapter 2). Moreover, Berger and Dijkstra (2013) used a longitudinal design to investigate the interdependence between friendship and rejection (which is another representation of a network with a negative interpretation). They found that friends agreed over time whom to reject.

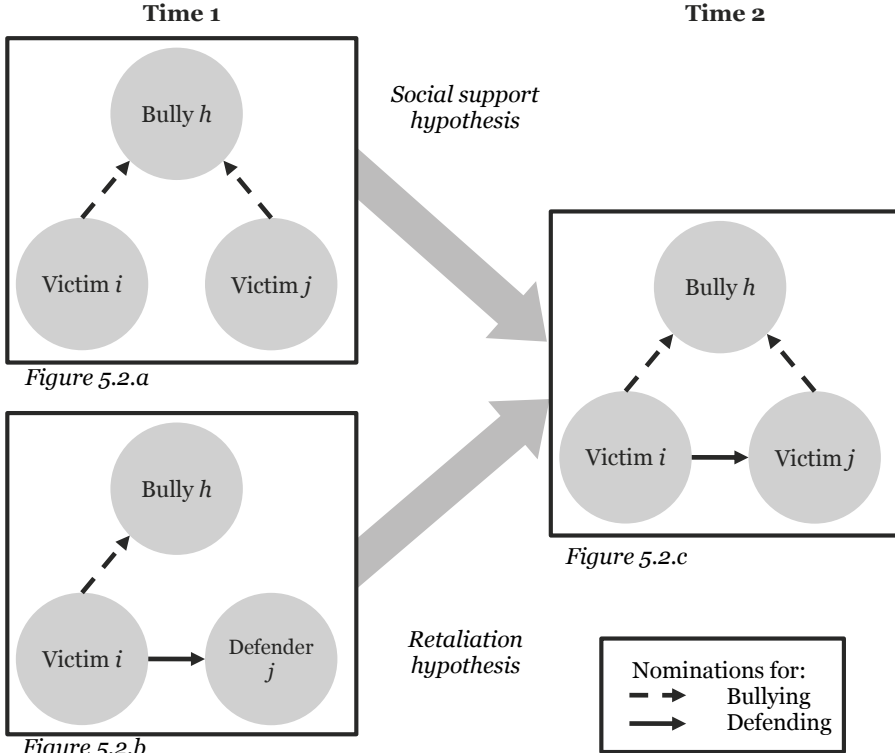
5.1.3 Hypotheses on Defending Among Victims and Bullies

The longitudinal design employed in the current study was necessary to unravel the sequential associations underlying the relational patterns between bullying/victimization and defending. Being victimized is a serious threat to children's social status, but it is also related to immediate negative feelings and distress (Espinoza, Gonzales, & Fuligni, 2013; Nishina & Juvonen, 2005). From a goal-framing perspective, victims are expected to prevent victimization or ease its negative outcomes by seeking help from others. An obvious source of support for victims may be other victims who are victimized by the same bully or bullies. These victims can defend each other in order to stand stronger against their bullies (Fox & Boulton, 2006; Hodges et al., 1999). This pattern is graphically displayed in Figure 5.2.c. Two pathways can lead to defending among victims. First, it may be that at Time 1, victims i and j are both victimized by bully h (Figure 5.2.a.). Their shared victimization status makes it likely that at least one of them is defended by the other at time 2 (Figure 5.2.c). Thus, we hypothesized that victims sharing the same bullies defend each other (*social support hypothesis*).

Another possibility to arrive at the network state of Figure 5.2.c is that victim i is victimized by bully h , and defended by defender j (see Figure 5.2.b). If the proposition that defending victims is a risky strategy is true, it can be expected that defender j also becomes victimized by bully h (Figure 5.2.c). When victims are defended, bullies see their goal of obtaining or maintaining social status thwarted, and they may respond negatively to the defender. Thus, we hypothesized that bullies retaliate and direct their aggression toward the defenders of their victims (*retaliation hypothesis*).

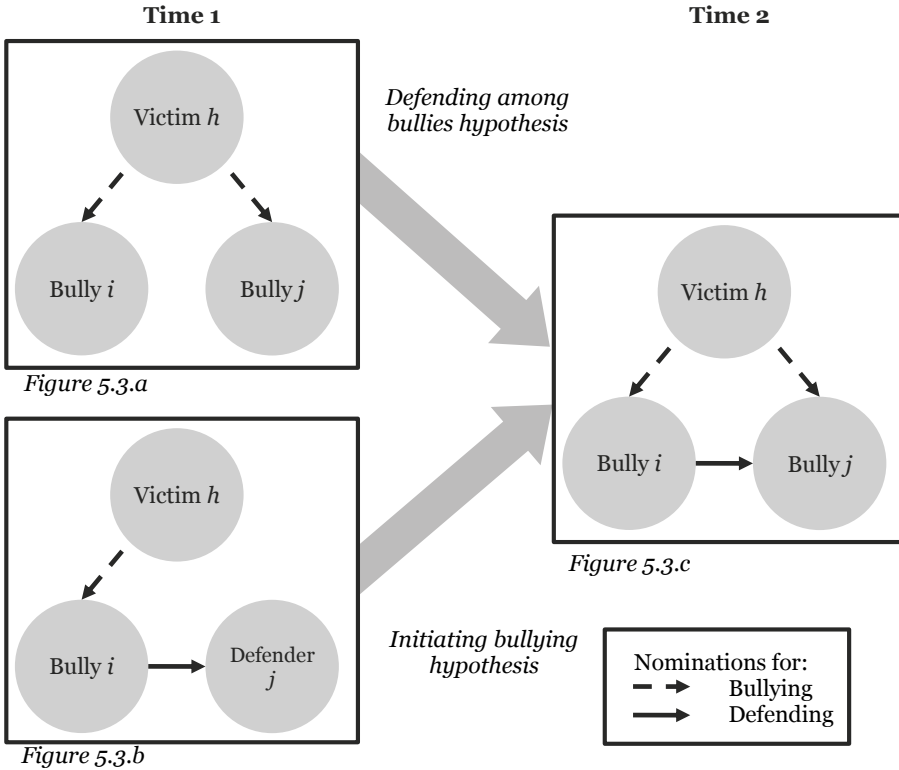
Bullies are likely to divide peers into an ingroup and outgroup, referring to potential sources of affection (significant others) and potential sources of domination (victims for

Figure 5.2. Triangulation in multivariate networks for bullying (“By which students are you victimized?”) and defending (“Who defends you when you are victimized?”): Defending among victims



whom significant others do not care) (Veenstra et al., 2010). Following goal-framing, we argued that bullies aim to acquire status through dominance, and are keen to target children from the outgroup, because they know that their ingroup members do not care much about the children from the outgroup. In this way, bullies do not face the risk of losing affection. Bullies may be defended by their ingroup, probably consisting of other bullies, assistants, and reinforcers (see also Salmivalli, Huttunen, & Lagerspetz, 1997). Thus, it can be expected that bullies will support each other, in terms of assisting and defending, when they target victims of the outgroup. Two starting positions may lead to the network state that is graphically given in Figure 5.3.c. The first is two bullies targeting the same victim (Figure 5.3.a), and they start over time to support each other (*defending among bullies hypothesis*). An alternative possibility is given in Figure 5.3.b: at first, a bully is defended/assisted by a person who can be assumed to be from bullies’ ingroup. Over time, this defender further supports the bully by acting negatively to the outgroup: thus, by starting to harass the bully’s victim (*initiating bullying hypothesis*).

Figure 5.3. Triangulation in multivariate networks for bullying (“By which students are you victimized?”) and defending (“Who defends you when you are victimized?”): Defending among bullies



5.1.4 Individual Characteristics in Bullying and Defending

Some individual characteristics can further contribute to an understanding of the dynamics of children’s relations. Children’s gender is known to play an important role in bullying and defending. In elementary school, children’s ingroups often consist of children of the same gender (Dijkstra, Lindenberg, & Veenstra, 2007; Maccoby, 1998; Veenstra et al., 2010). If children defend mainly within their ingroup, it can be expected that same-gender defending would be more prevalent than cross-gender defending (Sainio et al., 2011b). It is known that boys bully more than girls (Card, Stucky, Sawalani, & Little, 2008; Crick & Grotpeter, 1996; Olweus, 2010; Rodkin & Berger, 2008; Tolsma, van Deurzen, Stark, & Veenstra, 2013). This is mainly qualified by consistent findings that boys bully more physically than girls, but the gender differences for relational bullying are usually trivial (Card et al., 2008). Given the competition for valuable resources such as status and affection, it can be expected that

bullying would be mainly a same-gender phenomenon (Juvonen & Graham, 2013). A possible reason for bullying across sex boundaries may be that boys are physically stronger than girls (Olweus, 1993; Sainio, Veenstra, Huitsing, & Salmivalli, 2012). Therefore, bullying relations are expected to be most often same-gender or cross-gender with boys as bullies.

Although children spend many hours of their schooldays in the classroom, there are also opportunities to meet and interact with peers from other classrooms and grades. In a sample of 2,766 9- to 11-year-old Dutch students (Fekkes, Pijpers, & Verloove-Vanhorick, 2005), it was found that two thirds of the victims were victimized only by children from the same grade, 11% only by children from a higher grade, 4% only by children from a lower grade, and 16% by children from various grades. Given the power difference in bullying, it can be expected that children from higher grades are more involved in cross-grade bullying than children from lower grades, because they are physically stronger and cognitively more developed (O'Connell, Pepler, & Craig, 1999). Likewise, older children within the same grade may be more involved in bullying than younger children. As no previous knowledge on the relation between age or grade and defending behavior is available, we explored this further in our study.

5.1.5 The Current Study

The mechanisms behind the dynamics of victimization, bullying, and defending were examined using longitudinal social network analyses. We used three-wave complete network data from three schools where information was collected about the school-level networks of victimization and bullying (“By which students are you victimized?”) and defending (“Who defends you when you are victimized?”) in the upper grades of Dutch elementary schools (T1: grades 2-5, T2 and T3: grades 3-6). In the Netherlands, many schools have heterogeneous classrooms (e.g., combined grades 3/4 and 5/6), resulting in a yearly change of classroom composition. The schools that participated in this study had homogeneous classrooms (with respect to grade level) where no major changes occurred in classroom composition between the three waves of data collection. Although the data come from the Dutch KiVa evaluation study, the schools that participated in this study were assigned as control schools, implying that they continued in their usual ways of dealing with bullying in the classroom. This choice of schools enabled us to investigate the “natural” dynamics of children’s relations and the co-evolution of bullying, victimization, and defending within relatively stable peer groups with children of similar age.

We followed Snijders, Lomi, and Torló (2013) in their approach of estimating ‘uniplex’ and ‘multiplex’ effects in the stochastic actor-based models for defending and bullying/victimization, which allowed testing of the specific hypotheses on the interplay between defending, bullying, and victimization.

5.2 Method

5.2.1 Participants

Data stem from the evaluation of the Dutch implementation of the *KiVa anti-bullying program*. After the pre-assessment in May 2012, schools were randomly assigned by the Netherlands Bureau for Economic Policy Analysis (CPB) to either the control condition (33 schools) or an intervention condition (34 schools in the KiVa condition and 33 schools in the KiVa+ condition). In this study, we used control schools with only grade-homogeneous classrooms. Five control schools had homogeneous classrooms, but in one of those schools about 50% of the students did not participate at T3, and another school was exceptionally large (298 students in the upper grades, which is the second-largest school in the sample). Large schools with many same-grade classrooms can mix students each year. The aim of investigating relatively stable peer groups cannot be reached with such changes in the classroom composition. Thus, these two schools were not used in the analyses. The three schools used had a total of 354 students in grades 2-5 at T1 (mean ages at T1, T2, and T3 were 117, 122, and 129 months, with a standard deviation of 14 months at each wave). The children were in 16 classrooms (four, five, and seven classrooms for schools A, B, and C). Boys and girls were equally represented at the schools: 45 boys (48%) at school A, 56 boys (54%) at school B, and 78 boys (50%) at school C. The participation rate was high in these schools; at most two students per school did not participate, and changes in the number of students between waves were relatively low (on average, one student entered and one student left a school between waves).

5.2.2 Procedure

The school year in the Netherlands is from the end of August to the beginning of July. Data collection took place three times: in May 2012 (6 to 8 weeks before the end of the school year), October 2012, and May 2013. Students filled in Internet-based questionnaires in the school's computer lab during regular school hours. The process was administered by the teachers, who were given detailed instructions concerning the procedure. In addition, teachers were offered support through phone or e-mail prior to and during the data collection. Teachers distributed individual passwords to the students, who used them to log in to the questionnaire. The classroom teachers were present to answer questions and to assist students when necessary. The order of questions and scales was randomized so that the order of presentation of the questions would not have any systematic effect on the results.

Students were presented with five short movies, all in a school setting, in which a

professional actress explained the goal of the questionnaire (“investigating the well-being of children at school”), how to fill in the questionnaire (including a sample item), and some basic rules, one of which being that students were not allowed to talk to each other. In these movies, it was explained that students’ answers would remain confidential but that their teacher might receive general feedback to improve the classroom climate. In one of the movies the term *bullying* was defined in the way formulated in Olweus’ Bully/Victim questionnaire (Olweus, 1996). Several examples covering different forms of bullying were given, followed by an explanation emphasizing the intentional and repetitive nature of bullying and the power imbalance.

Prior to the pre-assessment in May 2012 (and for new students prior to the other assessments), schools sent passive consent forms to the students’ parents. Students did not participate when their parents objected to their participation or when they themselves did not want to fill in the questionnaire. For all waves, the participation rate exceeded 98%. The main reasons for this high response rate are that the data were collected online and that students who incidentally missed the scheduled day of data collection could participate another time within a month.

5.2.3 Questionnaire

To measure networks of bullying and defending, children were first asked whether they were being victimized on any of the eleven self-reported Olweus’ (1996) bully/victim items (concerning several forms of victimization). If they indicated that they were victimized at least once on any item, they were asked whether they were victimized by classmates, other students from the school, or others outside the school. If children reported that they were victimized by classmates, they were presented with a roster showing the names of all their classmates, and asked “Who starts when you are victimized?” In addition, defending was explained (“defending is helping, supporting, or comforting victimized students”), and all victimized children were asked “Which classmates defend you when you are victimized?” (classroom-level nominations). If children were victimized by children from other classrooms (school-level nominations), they were asked “By which students are you victimized?” Children could start typing the name of any student in the school, and using a search function they could select the names of matching students (and the classroom) from the database. To measure defending at the school level, all victimized children were asked “Which children from other classrooms defend you when you are victimized?” A graphical example of the complete networks of bullying and defending at T1 for school A can be found in Figures 5.1.a and 5.1.b (the networks for all measurement waves for the three schools are given in Appendix A4).

5.2.4 Analyses: Stochastic Actor-Based Models

The networks were analyzed using Stochastic Actor-Based Models (see Snijders et al., 2010, for an introduction; see for multiplex analyses: Snijders et al., 2013), which perform the statistical estimation of models for repeated measures of (multiplex) social networks. The RSiena package (Simulation Investigation for Empirical Network Analysis, version 1.1-251) was used, which is software for estimating stochastic actor-based models for the co-evolution of (multiple) social networks over time, where also individual characteristics or behaviors can be included (Ripley, Snijders, & Preciado, 2013). The networks change, unobserved, between the observation moments. The change between the observed time points is modeled using a sequence of “micro-steps”: at stochastically determined moments, one actor (here: a child) in the model has the opportunity to change one relation (here: either ‘being bullied’ or ‘being defended’) with another actor (child). The advantage of using a model composed of a sequence of several small changes is that instead of specifying the transformation of a network state into a later observed different network, only the probability distribution for the creation and determination of a single relation needs to be specified. A detailed explanation can be found in Appendix A5.

5.2.5 Model Specification

Several effects were included in the model and used to estimate the co-structuration of bullying and defending ties. The following effects can be distinguished: *uniplex structural effects* that model how the changes in each network (bullying, defending) depend on the network itself; *multiplex structural effects* that model how the changes in each network depend on the other network (bullying depending on defending and vice versa); and *covariate effects* that model how changes in each network depend on attributes of actors. In the presentation of results, we focus on the multiplex effects. All effects, including uniplex and covariate effects, are explained in Appendices A6-7, including a reference to the RSiena effect names.

Multiplex structural effects. The co-evolution of bullying and defending was examined using dyadic, degree-level, and triadic dependencies. At the dyadic level, direct tie-level effects were estimated, where a tie according to an independent relation of one network (defending or bullying) leads to a tie according to the other dependent network (bullying or defending). At the degree level, cross-network dependencies were estimated for the outdegree (i.e., given nominations) of one independent network (bullying or defending) that leads to an outgoing tie in the other dependent network. For example, nominating classmates for

bullying leads to nominating (other) classmates for defending (outdegree bullying → outdegree defending). Comparably, indegrees (i.e., received nominations) for one relation can lead to indegrees for the other dependent network. It was also tested whether victims with defenders became nominated as bullies (outdegree defending → indegree bullying), or whether being victimized led to being a defender (outdegree bullying → indegree defending).

The hypotheses involve configurations of three children; therefore, we tested so-called mixed triadic effects. It was tested whether defending a victim led to victimization by the bully of the defended victim (*retaliation of bullies*), and whether being victimized by the same bully led to defending (*social support hypothesis*). Regarding defending among bullies, it was tested whether children nominated as bullies by the same victim defended each other over time (*defending among bullies*), and whether defenders of bullies would further support the bully by initiating harassment of the bully's victim (*initiating bullying hypothesis*).

Actor covariate effects. In the analyses we controlled for *gender* (with boys coded as 1 and girls as 0), *grade*, and *age* (age in months divided by 12). For all covariates, three effects were included: the *sender effect*, measuring whether actors with higher values on the covariate had a higher outdegree; the *receiver effect*, measuring whether actors with higher values on the covariate tended to be nominated by more others (and have a higher indegree); and the *similarity effect*, measuring whether ties tended to occur more often between actors with similar values on the covariate. The sender, receiver, and similarity effects can be combined in a sender-receiver table to interpret the effects together (Ripley et al., 2013). This was done by substituting the average scores of the three schools.

5.2.6 Analytical Strategy

The school-level network dynamics for bullying and defending were analyzed separately for the three schools. Details of the modeling strategy are given in Appendix A5, and of the goodness of fit in A12. To summarize the results over the three schools, we used the meta-analysis method in RSiena (Siena08, see Snijders & Baerveldt, 2003). Because the networks of only three schools were examined, we decided not to report an estimated mean parameter or differences between schools. Instead, we used a Fisher-type combination of one-tailed *p*-values to test whether there was evidence in at least one of the schools of a parameter being positive or negative (Ripley et al., 2013; Snijders & Bosker, 2012). Each parameter in the model was treated separately in the meta-analysis.

Table 5.1: Descriptive Statistics of Bullying and Defending Networks for School A, B and C.

	Bullying Networks			Defending Networks		
	Wave 1	Wave 2	Wave 3	Wave 1	Wave 2	Wave 3
School A (N = 93 students)						
Density	.015	.014	.013	.029	.035	.038
Average degree	1.4	1.3	1.2	2.6	3.2	3.5
Number of ties	131	118	110	242	297	321
% ties outside the classroom	41%	48%	25%	26%	26%	25%
Mutual dyads	6	16	6	46	102	72
Asymmetric dyads	250	202	208	384	380	490
Total sample (students)						
Percentage of <i>sinks</i> ^a	34%	28%	32%	26%	28%	35%
Percentage of <i>sources</i> ^a	24%	14%	20%	5%	3%	4%
Percentage of <i>isolates</i> ^a	22%	29%	25%	4%	9%	5%
Percentage of <i>actives</i> ^a	20%	29%	25%	65%	60%	55%
Tie changes						
Creating tie (0 → 1)		97	77		206	189
Dissolving tie (1 → 0)		110	85		151	165
Stable tie (1 → 1)		21	33		91	132
Jaccard index		.09	.17		.20	.27
School B (N = 104 students)						
Density	.028	.014	.017	.026	.026	.028
Average degree	2.9	1.4	1.7	2.7	2.7	2.9
Number of ties	300	148	176	280	279	296
% ties outside the classroom	24%	25.0%	25%	18%	21%	21%
Mutual dyads	40	14	14	96	68	58
Asymmetric dyads	520	268	324	368	422	472
Total sample (students)						
Percentage of <i>sinks</i> ^a	16%	28%	29%	22%	34%	38%
Percentage of <i>sources</i> ^a	17%	25%	17%	5%	6%	5%
Percentage of <i>isolates</i> ^a	11%	23%	21%	9%	4%	2%
Percentage of <i>actives</i> ^a	56%	24%	33%	64%	57%	55%
Tie changes						
Creating tie (0 → 1)		82	134		172	189
Dissolving tie (1 → 0)		234	106		173	169
Stable tie (1 → 1)		66	42		107	107
Jaccard index		.17	.15		.24	.23
School C (N = 157 students)						
Density	.008	.008	.011	.019	.022	.023
Average degree	1.2	1.3	1.8	3.0	3.5	3.6
Number of ties	189	206	279	465	545	562
% ties outside the classroom	18%	19%	25%	10%	14%	16%
Mutual dyads	6	8	24	102	176	190
Asymmetric dyads	356	396	510	710	736	744
Total sample (students)						
Percentage of <i>sinks</i> ^a	31%	25%	30%	36%	31%	28%
Percentage of <i>sources</i> ^a	18%	21%	11%	4%	1%	4%
Percentage of <i>isolates</i> ^a	31%	34%	24%	5%	8%	6%
Percentage of <i>actives</i> ^a	20%	20%	35%	55%	61%	62%
Tie changes						
Creating tie (0 → 1)		146	199		334	315
Dissolving tie (1 → 0)		130	130		269	307
Stable tie (1 → 1)		59	76		196	238
Jaccard index		.18	.19		.25	.28

^a *Sinks* are actors with zero out-ties and at least one in-tie; *Sources* are actors with at least one out-tie and zero in-ties; *Isolates* are actors with zero in-ties and zero out-ties; *Actives* are children with at least one out-tie and at least one in-tie.

5.3 Results

The descriptive statistics for the three school-level networks are given in Table 5.1. Density reflects the proportion of relations relative to the total number of possible relations. Bullying and defending did not occur often, with bullying nominations occurring half as often as defending nominations in schools A and C. For time point 1, the density of bullying at school B was relatively high; it dropped by fifty percent from T1 to T2. The average degree shows that children nominated on average between one and two classmates as bullies, whereas they nominated on average around three defenders. The Jaccard index indicates the proportion of stable relations among the total number of created, dissolved, and stable relations (Snijders et al., 2010). The proportion of stable relations was low for bullying and defending (a Jaccard index of at least 0.20 is recommended, Snijders et al., 2010), but this had no consequences for model convergence.

The percentage of nominations outside the classroom, relative to the total number of nominations, ranges from 10% to 48%, with an average over the schools of 27% for bullying and 18% for defending. This suggests that a substantial proportion of bullying and defending occurs outside the classroom.

On average over the three waves for the three schools, 57% of the children were nominated at least once for bullying others (28% of the children had only in-ties and zero out-ties, so-called *sinks*, and 29% had at least one out-tie and one in-tie). Moreover, 24% of the children were isolates (zero in-ties and out-ties), and 19% nominated others but did not receive a bully nomination (so-called *sources*, children with zero in-ties and at least one out-tie).

The findings for defending were different. Only 6% of the children were *isolates*, and 4% were *sources*. One third of the children were *sinks* (31%), and 59% had at least one in-tie and one out-tie for defending.

5.3.1 Bullying and Defending Dynamics

The discussion of the model estimation results is limited to the multiplex effects shown in Table 5.2 and the effects of gender and grade shown in Table 5.3. More detailed results can be found in Appendices A8-A11. Through careful parameterization of the models, an acceptable goodness of fit was obtained for almost all models, as explained in Appendix A12.

The interdependent network dynamics between bullying and defending networks in Table 5.2 show that, at the dyadic level, bullying was unrelated to defending, and vice versa. At the degree level, there were hardly indications that bullying and defending were related to each other. One significant cross-network degree-related effect was found, suggesting that in school C being nominated as defender made a child unlikely to be nominated as a bully.

Significant interplay between bullying and defending was found at the triadic level. In line with the retaliation hypothesis, defenders of victims were more likely to be victimized by the bully of the defended victim (defending others → being victimized) than non-defenders, $\chi^2(6) = 30, p < .01$. Moreover, in line with the social support hypothesis, it was found that victims who were victimized by the same bullies were more likely to start to defend each other (being victimized → defending same victims) than non-victims or victims of different bullies, $\chi^2(6) = 20, p < .01$. Not only victims initiated defending relations; the effects in Table 5.3 give some indication that bullies who targeted the same victim(s) were more likely to defend each other (defending-among-bullies hypothesis; being a bully → defending same bullies) than non-bullies or bullies who targeted different victims, $\chi^2(6) = 29, p < .01$. Strong support was found for the initiating-bullying hypothesis, suggesting that defenders of bullies were more likely to initiate the harassment of the bullies' victims (defending a bully → bullying bully's victim) than non-defenders or defenders of other children, $\chi^2(6) = 80, p < .01$.

Table 5.2. Multivariate RSiena Models for Bullying and Defending.

Parameter	Statistic		Parameters School A (N = 93)		Parameters School B (N = 104)		Parameters School C (N = 157)		Fisher's test ^a (df = 6)	
	Diagram	Statistic	Est.	Std. Err.	Est.	Std. Err.	Est.	Std. Err.	Left-sided χ^2	Right-sided χ^2
<i>Dyadic multiplex effects</i>										
Defending → Bullying		→	0.29	(0.38)	-0.57	(0.55)	-0.11	(0.37)	6.2	4.2
Bullying → Defending		→	0.09	(0.52)	-1.26	(0.84)	-0.16	(0.34)	8.8	2.6
<i>Degree-related multiplex effects</i>										
Indegree defending → Indegree bullying		→	-0.03	(0.27)	-0.20	(0.21)	-0.54	(0.14)**	24**	1.6
Outdegree defending → Indegree bullying		→	-0.08	(0.17)	-0.18	(0.13)	-0.06	(0.12)	9.6	1.7
Outdegree defending → Outdegree bullying		→	-0.01	(0.09)	0.09	(0.08)	-0.08	(0.06)	6.3	5.5
Indegree bullying → Indegree defending		→	0.15	(0.21)	0.02	(0.10)	-0.08	(0.07)	5.6	4.8
Outdegree bullying → Indegree defending		→	0.22	(0.15)	-0.04	(0.08)	-0.08	(0.07)	6.8	6.3
Outdegree bullying → Outdegree defending		→	0.12	(0.08)	-0.10	(0.07)	0.00	(0.05)	7.1	6.7

(Table continues on next page)

Table 5.2 (continued)

Parameter	Statistic	Parameters School A (N = 93) Est. Std. Err.	Parameters School B (N = 104) Est. Std. Err.	Parameters School C (N = 157) Est. Std. Err.	Fisher's test ^a (df = 6) Left-sided χ^2	Right-sided χ^2
<i>Mixed triadic multiplex effects</i>						
Defending others → being victimized		0.40 (0.23)	0.25 (0.23)	0.55 (0.14)**	0	30**
Being victimized → defending same victims		-0.35 (0.32)	0.28 (0.10)**	0.17 (0.08)*	4.1	20**
Being a bully → defending same bullies		0.02 (0.25)	0.21 (0.14)	0.43 (0.10)**	1.4	29**
Defending a bully → Bullying bully's victim		0.38 (0.13)**	0.52 (0.11)**	0.41 (0.07)**	0	80**

Note. * $p < .05$. ** $p < .01$. Dotted lines indicate bully-victim relations; solid lines indicate defending relations in the graphical representations of the (multiplex) parameters. The model also accounts for the univariate network dynamics of bullying and defending; see the complete table in Appendix A10. The parameter values are part of the objective function of actors, which expresses how likely it is for the actors to change their network ties. Higher values of (effects in) the objective function can be interpreted as preferences for the creation or maintenance of specific relations (see also Appendix A5).

^a Fisher's test combines independent p -values to test whether there is evidence in at least one of the schools of a parameter being positive or negative.

5.3.2 Gender, Grade, and Age

Strong gender segregation was seen in the combined sender-receiver effects (see upper right part of Table 5.3): boys and girls were more likely to be defended by their own gender. It was unlikely that boys would be defended by girls, but even more unlikely that girls would be defended by boys. For bullying (upper left part of Table 5.3), it can be seen that boys were likely to bully both boys and girls. Girls were less likely to bully than boys, but if they did, they were more likely to target girls than boys.

The combined sender-receiver effects for grade are given in the lower left part of Table 5.3, and show that bullies were most often in the same grade or one grade above their victims. It was unlikely for children to be victimized by lower-grade schoolmates. Similar to bullying dynamics, defenders were most likely to be in children’s own classroom or one grade above them (see the lower right part of Table 5.3 for combined sender-receiver effects). Hardly any age differences were found, which is due to the grade level explaining most of the age differences between bullies and victims. With grade included in the model, the age effect accounts for age differences within the classroom. Because there were no significant differences for age, sender-receiver tables were not calculated.

Table 5.3: *Sender-Receiver Tables for Gender and Grade*

Sender		Receiver							
		Bullying				Defending			
		Gender				Gender			
		Girl	Boy			Girl	Boy		
Girl		0.02	0.16			0.41	-0.49		
Boy		-0.35	0.16			-0.17	0.27		
		Grade				Grade			
		2	3	4	5	2	3	4	5
2		1.31	0.63	-0.05	-0.73	0.88	0.37	-0.15	-0.67
3		-0.07	1.30	0.62	-0.06	-0.02	0.89	0.37	-0.15
4		-1.44	-0.08	1.29	0.60	-0.93	-0.02	0.88	0.36
5		-2.83	-1.46	-0.09	1.28	-1.84	-0.93	-0.03	0.88

Note: The values show the preference for forming a tie with others, based on the combination of the sender, receiver, and similarity effects for each covariate (see Appendix A10, A11).

5.4 Discussion

We examined the interplay between defending, victimization, and bullying in grade-homogenous stable classrooms. We deduced predictions from goal-framing theory and tested them using a longitudinal social network approach. Our findings were in line with the social support hypothesis, which states that victims who are victimized by the same bullies are likely to defend each other. The findings were also consistent with the retaliation hypothesis, which proposes that defenders of victims may run the risk of being victimized by the bullies of the victims they defend. Also defending among bullies originated from two different processes. Bullies who targeted the same victim subsequently defended each other, but defenders of bullies were also likely to initiate the harassment of the bullies' victim. Thus, the pathways leading to defending among victims and bullies were disentangled, showing that victims with the same bullies seek support, but bullies also aggress against subgroups of victims and their defenders.

In the present study, we elaborated using a longitudinal design on the earlier cross-sectional findings that victims with the same bullies and bullies with the same victims defend each other (Huitsing & Veenstra, 2012a – Chapter 3). The longitudinal design used in the current study enabled us to disentangle the sequences underlying these temporal associations. The findings suggest that understanding of children's development of positive and negative relations can be improved by examining their relations simultaneously.

Defending between victimized children may be explained by accounting for children's embeddedness in subgroups (Ahn, Garandeanu, & Rodkin, 2010; Cohen et al., 2006; Huitsing & Veenstra, 2012a). When children nominate their defenders, they are likely to mention most if not all children from their ingroup. If victims' ingroup members are also victimized by the same bullies, network structures arise where children defend each other when they are targeted by the same peers. In a similar way, when bullies defend other bullies from their ingroup, network patterns are found in which bullies defend other bullies who target the same victims. These findings show that it is fruitful to understand bullying by regarding it as a strategic goal-oriented behavior (Veenstra et al., 2010; Volk et al., 2012). Status and affection are important goals (Rodkin, Ryan, Jamison, & Wilson, 2013), and bullies maintain their status by receiving support from other bullies with a dominant social position (Dijkstra et al., 2009; Witvliet et al., 2010).

The multiplex network structures used in the current study can help to improve understanding of bullying between subgroups. Because the actor-oriented models capture children's tendency to form relations, their triadic micro-structures induce the evolution of social network structures on the larger network level (Snijders et al., 2010). The focus of the current study was on children in triads, which we assumed to form the basis for ingroup-

outgroup processes. Extending the stochastic actor-based model using parameters for network structures with more than three children, which is feasible but has not yet been implemented, would allow examination of group processes beyond the triad.

The usefulness of a social network perspective was further qualified by the finding that bullying and defending had no significant interplay at the dyadic- or actor-level. The only significant interplay between bullying and defending relations was found in the multiplex triadic patterns. These results justify the examination of the interaction between bullying and defending at a social network level, in contrast to investigating bullying and defending at the individual level using self-reports or peer reports. Bullying, victimization, and defending are parts of group processes, and can be better understood when the relationship dynamics in complete networks are the units of analysis.

From a developmental perspective, the current findings also show that being involved in bullying processes may be normative, given that the majority of the children (57%) were mentioned at least once as bullies, and about ninety percent of the children were mentioned at least once as defenders. If self-reports or peer reports were used to categorize the children (using, for example, cut-off points for the upper 25%), many of those children would be considered uninvolved. Using the current social network design, their involvement in group processes is accounted for and no classification of children into fixed roles is needed. The relational information also provided insight into same- and cross-grade relations. In the grade-homogenous classrooms, the majority of children's nominations for defending and bullying were given to same-grade classmates, but a substantial number of nominations were also given to children in other grades, most often one grade higher. Bullying is usually considered a group process, and the findings of this study show that these group processes can extend outside the classroom.

In this study we used information on "general" bullying; that is, initiation of bullying in any form. Bullying can prevail in many forms, ranging from direct bullying such as verbal (name-calling) or physical (hitting or kicking someone) forms, to indirect bullying such as relational bullying, by spreading rumors, gossiping, or manipulating relations (Card et al., 2008; Crick, Ostrov, & Werner, 2006a). Data can also be collected at the relationship level, for example, by asking children: "Which classmates bully you by ... calling names or saying mean things" (verbal bullying). In that way it can be investigated whether different forms of bullying facilitate defending relations. By collecting data at a triadic level, it can be investigated who defends whom when a child is bullied by a third child, or who is bullied by whom and – in the case of that bully-victim relation – who is defended by a third child. Using triadic data, it would be possible to investigate whether defenders vary in the support they provide in response to a particular bully. For example, if a child is victimized by two bullies, the defender of this victim may defend against one bully but not the other.

The changes in the prevalence of bullying were not consistent among the three schools. In school A, there was a slight tendency for bullying to decrease with each wave; in school B, bullying dropped by fifty percent from T1 to T2 but increased from T2 to T3; and also in school C, bullying increased somewhat from T2 to T3. Despite the relatively low density (around 1-2% of all possible relations in the schools were bullying relations) and the relatively low stability of bullying relations between the measurements waves, well-estimated models (in terms of convergence and goodness of fit) were obtained. Although the descriptive statistics show that relatively few bullying relations stayed stable over time at the dyadic level, the findings indicate that at the individual level children were relatively stable bullies or victims (see Appendix A11). Finally, in line with the findings of previous empirical studies (Sijtsema et al., 2009; Tolsma et al., 2013; Veenstra et al., 2007), there was some evidence that children responded to bullying by striking back at the bully (reciprocal bullying, see the appendices A8 and A11).

5.4.1 Strengths, Limitations, and Directions for Future Research

The network dynamics were investigated in grade-homogeneous classrooms. Although this enabled us to investigate the evolution of the networks in stable peer groups, we ignored the dynamics of grade-heterogeneous classrooms. Such classroom compositions are most prevalent in the Netherlands. The dynamics could well be different in these classrooms, as the classroom composition changes yearly. Moreover, the networks of defending and bullying were rather unstable within three-quarters of a year, even when it was accounted for that the children were in stable classrooms and stayed in the same classroom throughout the school year from T2 to T3. Given the scarcity of network studies on bullying and victimization, the ideal time frame to examine change in networks is not known. Future studies may address this issue.

Now that we have developed a framework for investigating the joint network dynamics of positive and negative networks, we can investigate the network dynamics in a larger number of schools. In future studies it can be investigated whether network dynamics change in a school setting with clear anti-bullying norms. The KiVa anti-bullying program aims to change classroom norms by making assistants and enforcers stop supporting bullies, having bystanders defend victims, and helping teachers to show that they have clear anti-bullying norms (Kärnä, Voeten, Poskiparta, & Salmivalli, 2010; Salmivalli, Kärnä, & Poskiparta, 2010b; Veenstra, Lindenberg, Huising, Sainio, & Salmivalli, 2014). Thus, in the norm-changing context of KiVa, bullies will have fewer incentives to continue their behaviors. It can, therefore, be expected that retaliation of bullies against defenders and defending among bullies will occur less in KiVa schools if the norm is that defending is rewarded. Such

questions about the influence of the context on network dynamics remain for future investigations.

The focus in our investigation of the joint development of bullying and defending was on the creation or maintenance of ties, but it is also possible that ties are dissolved as a consequence of changes in bullying and defending ties. For example, defending among victims may also lead to the termination of a bullying relation. This is an important question for future studies. Moreover, such investigations can also incorporate the question of when and why defending would be successful, and for whom? Answers may be found by incorporating the characteristics of defenders and their victims (Pöyhönen et al., 2010; Sainio et al., 2011b), the characteristics of bullies (e.g., aggressive versus strategic bullies), or the classroom norms related to bullying and defending (Kärnä et al., 2010; Pozzoli, Gini, & Vieno, 2012) in a social network analytical framework.

The finding that the interplay between bullying and defending is mostly on the triadic level (and may be extended to configurations of groups of four children or more), rather than on the dyadic or actor level, suggests that complex group processes can be better understood when the relationship dynamics in complete networks are accounted for. As such, this study can be seen as a starting point to unravel the relationship dynamics in bullying, victimization, and defending networks in schools. The social network perspective contributes to a better and richer understanding of the development of children's peer relations and group processes.