

University of Groningen

New Data on the Late Neandertals

Semal, Patrick; Rougier, Helene; Crevecoeur, Isabelle; Jungels, Cecile; Flas, Damien; Hauzeur, Anne; Maureille, Bruno; Germonpre, Mietje; Bocherens, Herve; Pirson, Stephane

Published in:
 American Journal of Physical Anthropology

DOI:
[10.1002/ajpa.20954](https://doi.org/10.1002/ajpa.20954)

IMPORTANT NOTE: You are advised to consult the publisher's version (publisher's PDF) if you wish to cite from it. Please check the document version below.

Document Version
 Publisher's PDF, also known as Version of record

Publication date:
 2009

[Link to publication in University of Groningen/UMCG research database](#)

Citation for published version (APA):

Semal, P., Rougier, H., Crevecoeur, I., Jungels, C., Flas, D., Hauzeur, A., ... van der Plicht, J. (2009). New Data on the Late Neandertals: Direct Dating of the Belgian Spy Fossils. *American Journal of Physical Anthropology*, 138(4), 421-428. <https://doi.org/10.1002/ajpa.20954>

Copyright

Other than for strictly personal use, it is not permitted to download or to forward/distribute the text or part of it without the consent of the author(s) and/or copyright holder(s), unless the work is under an open content license (like Creative Commons).

Take-down policy

If you believe that this document breaches copyright please contact us providing details, and we will remove access to the work immediately and investigate your claim.

Downloaded from the University of Groningen/UMCG research database (Pure): <http://www.rug.nl/research/portal>. For technical reasons the number of authors shown on this cover page is limited to 10 maximum.

New Data on the Late Neandertals: Direct Dating of the Belgian Spy Fossils

Patrick Semal,^{1*} Hélène Rougier,^{1,2,3*} Isabelle Crevecoeur,^{1,3} Cécile Jungels,¹ Damien Flas,⁴ Anne Hauzeur,⁵ Bruno Maureille,³ Mietje Germonpré,¹ Hervé Bocherens,⁶ Stéphane Pirson,¹ Laurence Cammaert,¹ Nora De Clerck,⁷ Anne Hambucken,¹ Thomas Higham,⁸ Michel Toussaint,⁹ and Johannes van der Plicht¹⁰

¹Department of Paleontology, Royal Belgian Institute of Natural Sciences, 1000 Brussels, Belgium

²Department of Anthropology, California State University Northridge, Northridge, CA 91330

³Laboratoire d'Anthropologie des Populations du Passé, PACEA-UMR 5199, Université de Bordeaux, 33405 Talence, France

⁴Department of Prehistory, Royal Museums of Art and History, 1000 Brussels, Belgium

⁵Région Centre, Institut National de Recherches Archéologiques Préventives, 37100 Tours, France

⁶Biogeologie, Institut für Geowissenschaften, Universität Tübingen, 72076 Tübingen, Germany

⁷Microtomography Research Group, Department of Biomedical Sciences, Universität Antwerpen, 2610 Antwerpen, Belgium

⁸Oxford Radiocarbon Accelerator Unit, Research Lab for Archaeology and the History of Art, University of Oxford, Oxford OX1 3QY, England

⁹Direction de l'Archéologie, Ministère de la Région wallonne, 5100 Namur, Belgium

¹⁰Center for Isotope Research, Groningen University, 9747 AG Groningen, Netherlands

KEY WORDS northwest Europe; Middle to Upper Paleolithic transition; acculturation

ABSTRACT In Eurasia, the period between 40,000 and 30,000 BP saw the replacement of Neandertals by anatomically modern humans (AMH) during and after the Middle to Upper Paleolithic transition. The human fossil record for this period is very poorly defined with no overlap between Neandertals and AMH on the basis of direct dates. Four new ¹⁴C dates were obtained on the two adult Neandertals from Spy (Belgium). The results

show that Neandertals survived to at least \approx 36,000 BP in Belgium and that the Spy fossils may be associated to the Lincombian–Ranisian–Jerzmanowician, a transitional techno-complex defined in northwest Europe and recognized in the Spy collections. The new data suggest that hypotheses other than Neandertal acculturation by AMH may be considered in this part of Europe. *Am J Phys Anthropol* 138:421–428, 2009. © 2008 Wiley-Liss, Inc.

The replacement of Neandertals by anatomically modern humans (AMH) in Eurasia is one of the major issues in paleoanthropology (Gravina et al., 2005; Orlando et al., 2006; Trinkaus, 2007). This population process corresponds to the period between 40,000 and 30,000 ¹⁴C BP, during which the transition from the Middle to Upper Paleolithic took place. Different scenarios have been proposed for explaining these two major events, from a certain degree of both biological and cultural continuity (e.g. Wolpoff et al., 1994) to complete replacement of Neandertals by modern humans together with either acculturation or independent technical evolution of the last Neandertals (Mellars et al., 2007; Zilhão et al., 2008a).

Understanding the biological and/or cultural relationships of the two groups has been limited by the dearth of well-dated and diagnostic human remains associated to a secure archeological context. Numerous Neandertal remains come from old excavations that yielded incomplete or no stratigraphic data or for which the dating and/or associated archeological context have not been reevaluated by current methods. Between 40,000 and 30,000 BP, techno-complexes described as transitional have been documented across Eurasia. Identifying the manufacturers of these industries is one of the main

keys for answering the question of the biocultural relationships between Neandertals and AMH. The only transitional techno-complex to which diagnostic human remains have been associated is the Châtelperronian of southwestern France and northern Spain. The Neandertal specimens discovered at Saint-Césaire and Arcy-

The first three authors contributed equally to this work.

Grant sponsor: FRS-FNRS; Grant number: 2005-2006/1.5.287; Grant sponsor: NERC; Grant number: NE/D014077/1.

*Correspondence to: Patrick Semal, Department of Paleontology, Royal Belgian Institute of Natural Sciences, Vautier Street 29, 1000 Brussels, Belgium. E-mail: patrick.sem@naturalsciences.be or Hélène Rougier, Department of Anthropology, California State University Northridge, 18111 Nordhoff St., Northridge, CA 91330-8244, USA. E-mail: helene.rougier@csun.edu

Received 23 July 2008; accepted 12 September 2008

DOI 10.1002/ajpa.20954

Published online 10 November 2008 in Wiley InterScience (www.interscience.wiley.com).

Renne (France) suggest that at least some of the transitional industries are related to Neandertals. Bordes (2002) invalidated the Châtelperronian/Aurignacian interstratification at the two sites where it was proposed, but this matter is debated again (Mellars et al., 2007, 2008; Zilhão et al., 2008a,b).

In the northwest of Europe, the Châtelperronian is not recognized, but sites located between Wales and southern Poland have provided another transitional technocomplex, the Lincombian–Ranisian–Jerzmanowician (LRJ; Flas, 2006; Jacobi, 2007).

Neandertals from only a handful of sites have been directly dated using AMS radiocarbon techniques. Among them, those from Engis, El Sidrón, Feldhofer, Okladnikov, Spy, and Vindija may be attributed to the period under examination (Schmitz et al., 2002; Higham et al., 2006a; Rosas et al., 2006; Toussaint and Pirson, 2006; Krause et al., 2007). Besides dating methodology problems (Smith et al., 1999; Higham et al., 2006a; Rosas et al., 2006; Krause et al., 2007), inconsistencies with the archeological context (Skinner et al., 2005; Toussaint and Pirson, 2006) may also invalidate the youngest dates. Finally, the most reliable results for northwest Europe point to $\approx 40\text{--}39,000$ BP for the youngest directly dated Neandertal remains (Schmitz et al., 2002). The oldest occurrence of European AMH (Peștera cu Oase, Romania), at $\approx 35,000$ BP (Trinkaus et al., 2003), indicates that there is no clear overlap between Neandertals and modern humans based on the direct AMS dating of human fossils.

It is therefore essential to obtain new dates on human fossils using rigorous protocols to evaluate the various hypotheses regarding the replacement of Neandertals by AMH in Europe. In this context, we have directly dated several human bones and teeth from the Spy Cave collections hosted at the Royal Belgian Institute of Natural Sciences.

SPY CAVE

The discoveries of Spy Cave and their importance in Paleoanthropology

Spy Cave is one of the richest prehistoric sites in Belgium. The first human remains were discovered in 1885 during excavations by M. De Puydt and M. Lohest. They hired a miner, A. Orban, who dug a gallery to reach the lower levels. Orban worked by candlelight, and his finds were inventoried outside (Lohest et al., 1925). The miner was often alone in the field, and the few preserved archives mention quick excavations. The goal of De Puydt and Lohest was to prove the contemporaneity of human specimens with layers yielding remains of extinct species. In early July 1886, a statement was recorded in a hurry (because of the risk of collapse for the gallery) to testify to the discovery of *in situ* human fossils. This was presented in the first ever published monograph on Neandertal remains, and their study was entrusted to the paleontologist J. Fraipont (Fraipont and Lohest, 1887). Since then, many excavations (whether official or not) have been carried out at Spy (Rougier et al., 2004). The most extensive one, by F. Twiesselmann (Royal Belgian Institute of Natural Sciences) between 1948 and 1956, encountered only archeologically rich sediments from disturbed layers. Most of the material coming from the various excavations has been only partially studied and remains unpublished.

Reassessment of Spy Cave and its contents

The work of De Puydt and Lohest (1887) allows us to reconstruct partially the context of the human remains. The first skeleton discovered (Spy I) was quite incomplete and its position is difficult to assess, since the bones were not in anatomical connection; the second skeleton (Spy II) was also incomplete, but lying on the right side, with one hand against the mandible. A. Hrdlička, who had the opportunity to study the Spy human remains in the 1910s and 1920s, noted that “A repeated critical examination of the specimens leaves a serious doubt as to the accuracy of [Fraipont’s] distribution. No photographs or sketches were made on the spot; the bones were not marked, and have evidently become mixed up, their distribution being decided upon later. The specimens indicate very strongly different relations.” (Hrdlička, 1930, p 188).

Recent reassessment of all the collections from Spy has allowed us to discover numerous unpublished human remains from Neandertals and AMH mainly among the unsorted fauna (Rougier et al., 2004). The number of human remains from Spy has increased from 89 numbered bones and teeth to 1,816 (including at least 24 new Neandertal remains), representing all skeletal elements. The minimum number of individuals (MNI) is 26, the great majority of which probably derives from a collective Neolithic burial. The large number of recent remains questions the homogeneity of the original Spy collection. Beside the two Neandertal individuals recognized in 1886, only one additional immature individual had been mentioned (Twiesselmann, 1971), and Trinkaus (1978) suggested the existence of at least three adult Neandertal individuals based on the foot bones.

The morphometrical analysis of the newly recognized human remains has allowed us to compare these new specimens with the two adult Neandertals to further consider issues of attribution. The following results have emerged: 1) the original collection includes mature and juvenile anatomically modern bones; 2) the attribution of the remains to each adult Neandertal skeleton has been reassessed; 3) among the numerous human remains recognized within the faunal collections, some show characteristics that bring them closer to the range of Neandertal variability. For instance, only five of the thirteen hand bones from the original human collection can be attributed to Neandertals. IC discovered ten more Neandertal hand bones, which can be associated with the five from the original collection based on morphometry and anatomical connections. The new human remains that refit with the original collection are of particular interest, since they were discovered among unwashed fauna, which makes them available for isotopic analyses, unlike the original, consolidated, and varnished specimens.

Stratigraphical and archeological context of the Neandertal skeletons

The discoverers identified only three fauna-bearing levels. The two Neandertal individuals were found in the deepest level, above brown clay lying on the bedrock and below thin yellow clay (Fraipont and Lohest, 1887; De Puydt and Lohest, 1887). The hard reddish breccia of the intermediate fauna-bearing level lying just above the skeletons was an argument for unmixed deposits. The possibility of a burial was rejected by the discoverers but commonly inferred later (Rutot, 1909; Maureille and

Vandermeersch, 2007). Although the primary and/or intentional character of the anthropological deposit at Spy may never be proved, the coherence of the identified Neandertal hand bones gives credence to the description by the discoverers (De Puydt and Lohest, 1887) of the position of the now most complete skeleton.

A few lithic pieces were found near the human fossils. The only characteristic tool is a phtanite Mousterian point purportedly found beside Spy I, which is similar to the Mousterian points of the intermediate fauna-bearing level (Jungels et al., 2006).

The original stratigraphy was replaced by a “cultural stratigraphy” based on typology when Breuil (1912) recognized four cultural levels by dividing the Middle Paleolithic assemblage into two different Mousterian industries. He considered that the burial was associated with the upper Mousterian cultural level. This stratigraphy, with four cultural levels, has introduced an additional source of inconsistency and material mixing. Bordes (1959) recognized a Quina-type Charentian industry based on the presence of some Quina-type tools in the collections. He suggested that the human fossils may be related to this industry based only on the comparison with other Neandertal burial sites. Subsequently, Ulrix-Closset (1975) recognized three Middle Paleolithic industries at Spy: a Mousterian of Acheulian tradition, a Charentian-type industry, and a late Mousterian (“Moustérien évolué”). The last was found in the intermediate fauna-bearing level. Recent studies (Jungels, 2006; Jungels et al., 2006) have shown that a Quina-type Mousterian as defined by Bourguignon (1997) is, however, not represented at Spy. The association of the human fossils with such an industry is thus no longer tenable.

A transitional industry, the LRJ (Campbell, 1980; Flas, 2006), and an important Aurignacian industry (Otte, 1979) have also been identified in the intermediate fauna-bearing level. The LRJ is a relatively unknown and rarely discussed industry that is characterized by the presence of leaf-points (“Jerzmanowice points”) made on blades using bifacial retouch. At Spy, the LRJ is represented by 22 Jerzmanowice points (of which nine are complete), as well as by two burins and one splintered piece made on Jerzmanowice point fragments, a reuse behavior commonly found in LRJ sites (Flas, 2006).

The imprecision of the field data and the mixing of material prevent us from defining precisely all of the techno-complexes present at Spy. In the same way, no reliable information is available regarding the archeological context of the human fossils.

PREVIOUS DIRECT DATING ATTEMPTS OF HUMAN REMAINS FROM THE SPY COLLECTIONS

Direct dating of a couple of human remains from the Spy collections was carried out by MT (Toussaint and Pirson, 2006) (Table 1). A first direct dating attempt was done on a sample from one of the two human scapulae housed at the University of Liège. These fragmentary scapulae, attributed to Spy II since their discovery in 1886 (Fraipont and Lohest, 1887), present a dorsal sulcus along the axillary border identified as a derived Neandertal trait relative to earlier humans (Trinkaus, 2006). Nevertheless, their presence in a minority of Gravettian humans is also attested (Trinkaus, 2007). The reassessment of the Spy collections shows that their attribution to one or the other of the adult Neandertals

TABLE 1. Direct radiocarbon ages and sample information for human remains from Spy (Belgium)

Lab number	¹⁴ C age (years BP)	Sample name	Sample description	Material	Sample (mg)	Collagen (mg)	Yield (%)	δ ¹³ C (‰)	%C	%N	C/N
Previous dates ^a											
OxA-8912 ^d	23,880 ± 240	Spy 572a	Right scapula fragment	Bone	300	25.6	8.5	-19.0	33.4	11.5	3.4
OxA-8913 ^g	24,750 ± 240				300	12.3	4.1	-19.4	35.3	12.9	3.3
GrA-21546 ^d	31,810 ± 250						12.4	-19.8 (-19.8) ^e	(41.5)	(14.4)	(3.4) ^e
OxA-10560 (UF) ^d	36,250 ± 500	Spy 737a	Vertebra fragment	Bone	560	24.5	4.4	-22.9 ^f , -18.8 ^f	40.4	15.0	3.1
Neolithics ^b											
GrA-32621	4,350 ± 35	Spy 425k	Right fibula, diaphysis fragment	Bone	887	29.0	3.3	-21.4 (-21.6)	(45.2)	(16.1)	(3.3)
GrA-32628	4,800 ± 40	Spy 398l	Right third metacarpal	Bone	305	25.5	8.4	-20.5 (-21.2)	(45.9)	(16.0)	(3.3)
GrA-32632	4,835 ± 35	Spy 425n	Right proximal hallux phalanx	Bone	304	30.0	9.9	-21.4 (-21.1)	(45.6)	(16.1)	(3.3)
OxA-20981 (UF) ^g	3,896 ± 31	Spy 7A	Left ulna, proximal fragment	Bone	537	13.5	2.5	-21.1	46.1	15.9	(3.4)
Neandertal adults ^c											
GrA-32623	35,810 ± 260, -240	Spy 94a	Right M3, maxilla fragment attached	Bone	739	57.3	7.8	-19.3 (-19.4)	(43.7)	(15.2)	(3.4)
GrA-32626	36,350 ± 310, -280	Spy 92b	Left II	Dentine	176	15.9	9.0	-19.7 (-19.8)	(47.1)	(16.7)	(3.3)
GrA-32630	33,940 ± 220, -210	Spy 430a	Right middle third manual phalanx	Bone	162	11.9	7.4	-20.1 (-20.3)	(46.8)	(15.8)	(3.5)
OxA-17916 (UF)	32,550 ± 400			Bone	414	10.1	2.4	-21.6	43.6	13.5	3.8

Measurements in parentheses are after Hervé Bocherens.

UF, extraction protocol using ultrafiltration; %C, percent carbon in the pretreated gelatine on combustion; C/N, atomic ratios.

^a Previous results: dating of Paleolithic human remains.

^b Present study: dating of human remains that were suspected Neolithic by their morphometrical study.

^c Present study: dating of Spy I and Spy II individuals.

^d Toussaint and Pirson, 2006.

^e Bocherens et al., 2001.

^f Thomas Higham, personal communication.

^g Application of a solvent extraction prior to bone pretreatment due to suspected glue-based/resin contamination.



Fig. 1. Human remains from Spy directly dated to the Neolithic in the present study. Upper left: Spy 398I-604a and 22B (right third and second metacarpals, with Spy 604a being the distal epiphysis of MTC Spy 398I) in palmar and proximal views; upper right: Spy 425n and 25G (right and left first proximal foot phalanges) in plantar and proximal views; bottom: Spy 26A and 425k (right fibula diaphysis fragments) in anterior view. Specimens from the original collection are indicated in italics; newly discovered ones are in plain font.

is ambiguous. The first date obtained on the Spy 572a scapula at the Oxford Radiocarbon Accelerator Unit (ORAU) is much younger than the one provided by the Center for Isotope Research (CIO) at the University of Groningen using a sample extracted by HB (Table 1). The pretreatment method applied in Oxford at that time was essentially the same as that used in Groningen; so, it is difficult to determine the reason for the divergent results; it may relate to differential consolidation and decontamination. The contamination of the scapula through 19th century consolidation is attested by historical sources and is further supported by the slightly older age of the second date obtained in Oxford (OxA-8913) after application of a solvent extraction prior to bone pretreatment. Subsequently, an unpublished, fragmentary human vertebra (Spy 737a), discovered on the slope below Spy Cave, was directly dated to $36,250 \pm 500$ ^{14}C BP (OxA-10560; Table 1; Toussaint and Pirson, 2006). Given this date, it may belong to one of the Neandertals, but it cannot be clearly associated to either of the two adult Neandertals.

NEW ^{14}C DATING RESULTS ON THE SPY COLLECTIONS

Materials and methods

Samples selection and preparation. The sampled specimens are bones and teeth that were recognized during the recent reassessment of the Spy collections. The human specimens are numbered following the new numbering system we have adopted (see Rougier et al., 2004), i.e., with “Arabic” numbers followed by a lower-case letter. The specimens housed at the University of Liège were not previously labeled, and we did it according to the new system. The human remains were scanned or microscanned (Semal et al., 2005) and molded using DC-3481 silicone elastomer before their sampling for radiocarbon dating. Pictures were taken before and after sampling.

Radiocarbon dating protocols. At the CIO, extraction of the collagen samples followed the procedure developed by Longin (1970), and the samples’ chemical pretreatment used standard procedures (Mook and Streurman, 1983). Samples dated at the ORAU using ultrafiltration



Fig. 2. Neandertal remains attributed to Spy I and II and directly dated in the present study. Left: Spy 94a, an upper right third molar with a small alveolar fragment attached that refits with maxilla fragment Spy 11A; right: Spy 92b, an upper left central incisor that articulates with the lower incisors on mandible Spy 3. Font code as in Figure 1.

were prepared following the protocol described by Higham et al. (2006b).

Neolithic human material among the Spy original collection

Four human remains from the Spy collection are dated to the Neolithic (Table 1, Fig. 1). The first one, Spy 425k, is a fragment of right fibula diaphysis that matches Spy 26A from the original collection, attributed to Spy II by Hrdlička (1930). The second one, Spy 398I, is a right third metacarpal (MTC) that articulates with MTC2 Spy 22B from the 1886 collection. Spy 22B presumably belongs to a set of MTCs that Fraipont and Lohest (1887) attributed to Spy I/II. However, its distal end corresponds to a metaphyseal surface. The two MTCs thus represent an immature individual that cannot be either Spy I or Spy II, and the direct dating of Spy 398I shows that they do not represent an additional Neandertal. We also discovered among the fauna the symmetrical phalanx (Spy 425n) to the proximal hallucal phalanx Spy 25G, attributed to one of the two adult Neandertals by Twisselmann (1971). The resultant date shows that the two pedal phalanges do not belong to Neandertals. Finally, we dated the Spy 7A left ulna fragment from the original collection, despite the risk of contamination through glue and varnish, because its morphological restudy raised doubts about its Neandertal affinities. The direct dating of Spy 7A shows that it is Neolithic. The mixture of the Neolithic bones with those of the Neandertals is most probably the result of a postexcavation mishandling of the specimens. The position of the Neolithic bones in the site is not precisely known, but the preliminary report of 1885 excavation mentioned the presence of a human bone and ceramic in the upper layer. Some other Neolithic human remains were also discovered by de Loé and Rahir in the beginning of the 20th Century (archives and inventories of the Royal Museum of Art and History).

Direct dating of the Spy adult Neandertals

Two sets of teeth represent the Spy adult Neandertals. Both individuals were directly dated in the present study, since one extra tooth belonging to each of the dental sets has been discovered among the faunal remains from the site (see Fig. 2). These two samples Spy 94a

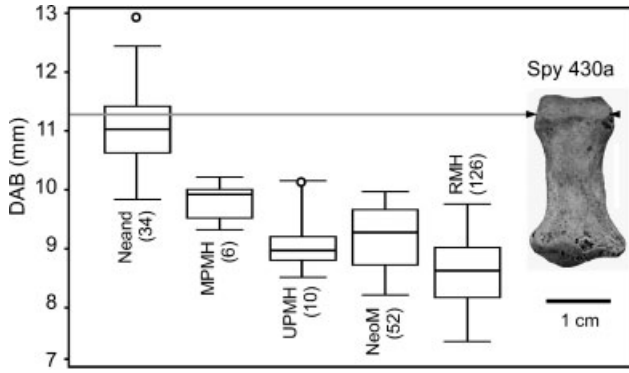


Fig. 3. Box plots of Spy 430a (a right middle third manual phalanx directly dated in the present study) and comparative sample distal articular breadth (DAB) of the pooled middle second, third, and fourth manual phalanges. Spy 430a is figured in palmar view. Comparative samples: Neandertals (Neand), Middle Paleolithic modern humans from the Near East (MPMH), Upper Paleolithic modern humans from Europe and North Africa (UPMH), Belgian Neolithic modern humans (NeoM), French Recent modern humans from the “Jacques Brel” Gallo-Roman cemetery, Charente (RMH). Box plots display the median, 25th, and 75th percentiles of each group. Numbers of individuals are indicated in parentheses.

(upper right M3 with associated dated alveolar bone) and Spy 92b (upper left I1) yielded dates that are very close to each other (Table 1), at $\approx 36,000$ ^{14}C BP.

The last dated human specimen is a hand third middle phalanx (Spy 430a), recognized within the Spy faunal collection. In total, ten new Neandertal hand bones have been discovered. Most of them belong to the same individual, which helped in the determination of Spy 430a as a MP 3 of Spy II. Its morphometrical characteristics are fully Neandertal. The length of Neandertal phalanges is within the modern range of variation, but several authors have noted the difference in proportions between the breadth of their distal and proximal extremities and their maximal length (Musgrave, 1973; Heim, 1982; Villemeur, 1994). In absolute value, the distal articular breadth of Neandertal middle phalanges is significantly greater than modern humans, whatever is their rank. This is illustrated on Figure 3, where Spy 430a lies out of the fossil and extant modern human ranges.

Radiocarbon dates on the fauna and archeological remains from Spy

There have been twelve attempts at dating fauna remains and an archeological bone artifact from Spy. All selected bones and teeth were unconsolidated and unvarnished. Four of the obtained radiocarbon dates were rejected, since their C/N ratios were outside the accepted range of 2.9–3.5. The eight remaining radiocarbon results allow us to give chronological reference points (Table 2) for the three fauna-bearing levels identified by the discoverers (Fraipont and Lohest, 1887).

Two of the dated specimens were excavated in 1886 and their stratigraphical origin was recorded at that time (Table 2). The first one (GrA-37936) comes from the upper fauna-bearing level, and its age is 25,670 +130, -120 ^{14}C BP. Another sample from a metatarsal fragment of *Rangifer tarandus* with cutmarks and ochre traces but of unknown position gave a similar date

TABLE 2. Results of the dating of Paleolithic fauna remains and a bone artifact from Spy, Belgium

Lab number	^{14}C age (years BP)	Sample name	Sample description	Material	Taxon	Observations	Stratigraphical position	Sample (mg)	Collagen (mg)	Yield (%)	$\delta^{13}\text{C}$ (‰)	%C	%N	C/N
Archeological sample														
GrA-32619	32,850 + 200, -190	Spy SP2 Spy 1954	Flat and triangular spearpoint	Bone	-	-	-	598	57.3	9.6	-20.3 (-21.1)	(47.6)	(15.4)	(3.6)
Fauna samples														
GrA-37936	25,670 + 130, -120	Spy 16637 Ulg	P3 or P4	Dentine	<i>Coelodonta antiquitatis</i>	-	Upper level	1,517	12.1	0.8	-20.8	43.3	14.2	3.6
GrA-37931	26,390 + 140, -130	Spy 10640 Ulg	Metatarsal fragment	Bone	<i>Rangifer tarandus</i>	Cutmarks, Ochre	-	802	11.3	1.4	-21.3	39.2	14.9	3.1
GrA-37934	29,040 + 180, -160	Spy 13071 Ulg	First Phalanx	Bone	<i>Rangifer tarandus</i>	-	Intermediate level	616	16.3	2.6	-19.8	43.4	14.4	3.5
GrA-32612	34,410 + 230, -210	Spy D4 19B 121 1480	Metatarsal fragment	Bone	<i>Rangifer tarandus</i>	Ochre	-	1,300	70.2	5.5	-18.5	39.3	17.4	2.6
GrA-32615	34,640 + 240, -220	Spy D1 227 9D-E	Incisor	Dentine	<i>Ursus arctos</i>	Ochre	-	743	44.9	6.0	-18.4	40.6	14.4	3.3
GrA-32616	42,330 + 550, -450	Spy D3 19B 121 1474	Milk molar	Dentine	<i>Mammuthus primigenius</i>	-	-	9,925	315.8	3.2	-21.1	35.1	12.5	3.3
GrA-32613	44,350 + 650, -500	Spy D2 Pal Plate 4	Milk molar	Dentine	<i>Coelodonta antiquitatis</i>	-	-	3,342	137.9	4.1	-20.1	40.4	14.4	3.3

Radiocarbon ages and sample information are given. Codes as in Table 1.

(26,390 +140, -130 ^{14}C BP; GrA-37931). This corresponds to the time period of the Gravettian in Belgium (Straus et al., 2000).

The second dated faunal remain for which the stratigraphical position is known is a first phalanx of *R. tarandus* from the intermediate level. It is dated to 29,040 +180, -160 ^{14}C BP (GrA-37934). A flat and triangular spearpoint fragment (most likely split-base point) was recently identified among the fauna from the site. Such spearpoints are recognized as being markers of the Aurignacian (Otte, 1990). The direct date of the piece (32,830 +200, -190 ^{14}C BP; GrA-32619) corresponds to what we know about the appearance of the Aurignacian in the region (Flas, 2004).

Two fauna remains with ochre (GrA-32612 and GrA-32615) provided similar ages, around 34,500 ^{14}C BP. We believe that these samples may belong to the reddish breccia of the intermediate fauna-bearing level situated above the Neandertal remains.

Finally, two deciduous teeth of *Mammuthus primigenius* (GrA-32616) and *Coelodonta antiquitatis* (GrA-32613) have been dated >42,000 ^{14}C BP. They may belong to the lower fauna-bearing level described by the discoverers (Fraipont and Lohest, 1887).

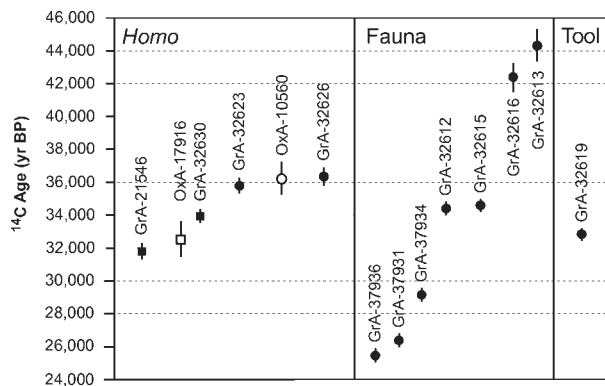


Fig. 4. Ages on Paleolithic human remains, fauna, and a bone tool from Spy Cave obtained in the present study. ^{14}C direct dates and associated 2σ ranges are represented. For sample numbering, see Tables 1 and 2. Black circles = AMS without ultrafiltration, white circles = AMS with extraction protocol using ultrafiltration. Squares indicate dates for which contamination is suspected (see text).

DISCUSSION

The Neandertal collection

The dating to the Neolithic of four of the human remains from the original Spy collection has reinforced the hypothesis, raised by the morphological study, of the mixed nature of the collection. The Neandertal remains from the original collection provide a MNI of two adults: Spy I and II. New hand bones and teeth identified among the faunal collection add to the corpus of material. The direct dating of Spy I and II (GrA-32623 and GrA-32626; Table 1, Fig. 4) shows that both individuals date to $\approx 36,000$ ^{14}C BP. These new dates fit well with the previous result on the human vertebra Spy 737a (Toussaint and Pirson, 2006; Table 1), which may belong to either Spy I or Spy II. It is important to note that these congruent results dating the Spy adult Neandertals to $\approx 36,000$ BP were obtained in two different laboratories on bone (both with and without using ultrafiltration) or on dentine without using ultrafiltration.

The dating of the Spy 430a manual phalanx at the CIO (GrA-32630) yielded a young age outside of the 2σ range of the dates on the samples representing Spy I and II. The determination obtained by ORAU using ultrafiltration (OxA-17916) is $\approx 1,500$ years younger than the age obtained by Groningen. The C/N ratio (3.8) is outside the accepted range of 2.9–3.5; therefore, there are grounds for considering this age to be in error. Finally, the new dates confirm that the age previously obtained for the Spy 572a scapula belonging after Fraipont and Lohest (1887) to Spy I or II is too young when compared with other dates (Toussaint and Pirson, 2006; Table 1). In this case, a contamination could be due to the consolidation of the bone in the 19th century. This is the most parsimonious interpretation, but we cannot exclude that Spy 572a belongs to a third younger adult Neandertal or even to a AMH exhibiting the dorsal sulcus pattern as do some Gravettian specimens (Trinkaus, 2007).

Our interpretation of the dating of the Spy adult Neandertals is not contradicted by the other radiocarbon dates obtained on fauna remains and a bone artifact from different levels of the stratigraphical sequence of the site (Table 2).

Chronology and cultural context

The available chronological data for the end of the Mousterian in the Mosan Basin are rare, as is the case for north-

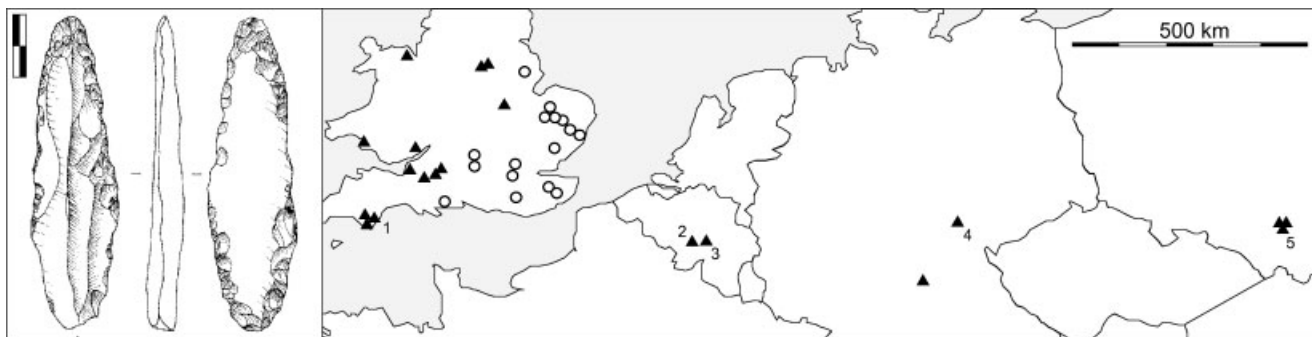


Fig. 5. Geographic distribution of LRJ sites (after Flas, 2006). Triangles = cave sites; circles = open air sites. Sites mentioned in the text: 1, Kent's Cavern; 2, Spy; 3, Goyet; 4, Ranis 2; 5, Nietoperzowa Cave. Left: Jerzmanowice point from Spy Cave (Royal Museums of Art and History collections).

ern Europe as a whole. No assemblage younger than $\approx 38,000$ BP has been clearly attested so far (Vrielynck, 1999; Jacobi et al., 2006; Toussaint and Pirson, 2006), while the first traces of the Aurignacian are dated in the region at 33,000 BP (Flas, 2004; Grünberg, 2006; Jacobi, 2007). In northern Europe, the LRJ transitional complex has been recognized in more than thirty sites from Wales to southern Poland (Fig. 5; Kozłowski and Kozłowski, 1979; Campbell, 1980; Flas, 2006; Jacobi, 2007). No dating or precise stratigraphical information are available in Belgium for this techno-complex. At Ranis (Thuringia, Germany), the LRJ industry is wedged between a late Middle Paleolithic layer and an Aurignacian layer (Hülle, 1977). In the Nietoperzowa Cave sequence (Jerzmanowice, Poland), the dates of the oldest LRJ assemblage (layer 6) are $\approx 38,000$ BP (Chmielewski, 1961). In Great Britain, the most reliable ^{14}C dates for the LRJ are $\approx 37\text{--}36,000$ BP (Jacobi, 2007). Diagnostic artifacts belonging to this industry have been recognized in the collections from Spy Cave, one of the richest LRJ sites (Flas, 2006).

The dates obtained on the Spy Neandertals are closer to the chronological range of the LRJ (Flas, 2006; Jacobi, 2007) than to the known late Mousterian from northern Europe, even if this latter attribution might not be excluded. Because of the uncertainties surrounding their discovery and context, the hypothesis that the Neanderthal remains from Spy may be associated with the LRJ assemblage is unverifiable. However, it has often been proposed that the LRJ industry was made by the last Neandertals of northern Europe on the basis of its cultural roots in the local late Middle Paleolithic (e.g. Otte, 1990). The new radiocarbon dates from the Spy Neanderthal remains are in agreement with this hypothesis.

CONCLUSIONS

The debate regarding the population history of western Europe during the transition between the Middle and Upper Paleolithic is often limited to a restricted part of the territory (i.e. France and northern Spain), given the proposed association of Neandertals with the Châtelperronian. The dates obtained for the Spy Neandertals from Belgium provide an age of $\approx 36,000$ BP. On the basis of the radiocarbon chronology, they are contemporary with the LRJ culture, the only one recognized so far in northwest Europe during this time period and represented at Spy. In this region, only the maxillary fragment Kent's Cavern 4 (southwest England) may be of a comparable age (Jacobi et al., 2006). The maxilla was referred to as an AMH (Keith, 1927), but its fragmentary state and the heavy wear of its teeth leaves doubts regarding its taxonomic attribution. Artifacts attributable to the LRJ were discovered at Kent's Cavern, but they come from a different area of the cave (Jacobi, 2007).

Taken together, the new dating results suggest that the two Spy individuals are the youngest Neandertals identified thus far in northwest Europe. They are contemporary with a transitional culture (the LRJ) present in the collections from Spy Cave, whereas the contemporaneity of two biologically distinct populations has not yet been documented in this territory (Flas, 2004; Jacobi, 2007). Moreover, the origin of the LRJ has most often been interpreted as a local evolution not linked to an acculturation process (Otte, 1990; Flas, 2006). This suggests that the biological and cultural changes that took place during the transition between the Middle and Upper Paleolithic were more complex than that previ-

ously thought. In this case, whether the LRJ is the result of an acculturation process will raise new questions. However, if such a process could be proposed for a small territory like southwest France in the 1980s, it would be more difficult to consider it for an area as large as the northern European plains, especially since no contemporaneous early Aurignacian occupation has been discovered on the LRJ distribution area (Flas, 2006). Moreover, the hypothesis of a large biological and cultural Aurignacian wave sweeping away the European Mousterian populations has been widely abandoned (Teyssandier, 2006). Different scenarios for the disappearance of the Neandertals have then to be tested and the model proposed and already debated since the end of the 1990s (D'Errico et al., 1998) for southwest France cannot be simply generalized and used for northwest Europe.

ACKNOWLEDGMENTS

We are grateful to the institutions that funded the TNT (The Neanderthal Tools, IST 6th framework), the Spy Action 1 (Research project MO/36/012, Belgian Science Policy) and MARS (IST project I2/2F/212, Belgian Science Policy) projects that gave the opportunity to perform a multidisciplinary research on the Spy Cave collections to appreciate and highlight their potential and importance. BM thanks the "Transitions d'une société à l'autre: processus d'adaptation et de peuplements" program (Région Aquitaine, convention 20051403003AB). We are very grateful to E. Trinkaus, the AJPA editor and two anonymous reviewers who provided helpful comments.

LITERATURE CITED

- Bocherens H, Billiou D, Mariotti M, Toussaint M, Patou-Mathis M, Bonjean D, Otte M. 2001. New isotopic evidence for dietary habits of Neandertals from Belgium. *J Hum Evol* 40:497–505.
- Bordes F. 1959. Le contexte archéologique des Hommes du Moustier et de Spy. *L'Anthropologie* 63:154–157.
- Bordes JG. 2002. Les interstratifications Châtelperronien/Aurignacien du Roc-de-Combe et du Piage (Lot, France): analyse taphonomique des industries lithiques; implications archéologiques, PhD thesis, Université Bordeaux 1, Talence, France.
- Bourguignon L. 1997. Le Moustérien de type Quina: Nouvelle définition d'une entité technique. PhD thesis, Université Paris X, Nanterre, France.
- Breuil H. 1912. Remarques sur les divers niveaux archéologiques du gisement de Spy (Belgique). *Rev Anthropol* 22:126–129.
- Campbell JB. 1980. Le problème des subdivisions du Paléolithique supérieur britannique dans son cadre européen. *Bull Soc R Belge Anthropol Prehist* 91:39–77.
- Chmielewski W. 1961. La civilisation de Jerzmanowice. Wrocław-Warszawa-Kraków: Instytut Historii Kultury Materialnej Polskiej Akademii Nauk.
- De Puydt M, and Lohest M. 1887. L'homme contemporain du Mammouth à Spy (Namur). *Ann Fédé Archéol Hist Belg* 2:205–240.
- D'Errico F, Zilhão J, Baffier D, Julien M, Pelegrin J. 1998. Neanderthal acculturation in western Europe? A critical review of the evidence and its interpretation. *Curr Anthropol* 39 (Suppl):S1–S44.
- Flas D. 2004. L'atelier de débitage de Maisières dans le contexte de l'Aurignacien du Nord-Ouest de l'Europe. *Etud Rech Archéol Univ Liège* 110:113–119.
- Flas D. 2006. La transition du Paléolithique moyen au supérieur dans la plaine septentrionale de l'Europe. Les problématiques du Lincombien–Ranisien–Jerzmanowicien. PhD thesis, Université de Liège.

- Fraipont J, Lohest M. 1887. La Race humaine de Néanderthal ou de Canstadt en Belgique. Recherches ethnologiques sur des ossements humains, découverts dans des dépôts quaternaires d'une grotte à Spy et détermination de leur âge géologique. *Arch Biol* 7 (1886):587-757.
- Gravina B, Mellars P, Bronk Ramsey C. 2005. Radiocarbon dating of interstratified Neanderthal and early modern human occupations at the Chatelperronian type-site. *Nature* 433:51-56.
- Grünberg JM. 2006. New AMS Dates for Palaeolithic and Mesolithic camp sites and single finds in Saxony-Anhalt and Thuringia (Germany). *Proc Prehist Soc* 72:95-112.
- Heim JL. 1982. Les hommes fossiles de La Ferrassie. Tome II—Les squelettes adultes (squelette des membres). Paris: Masson.
- Higham T, Bronk Ramsey C, Karavanian I, Smith FH, Trinkaus E. 2006a. Revised direct radiocarbon dating of the Vindija G₁ Upper Paleolithic Neandertals. *Proc Natl Acad Sci USA* 103:553-557.
- Higham TFG, Jacobi RM, Bronk Ramsey C. 2006b. AMS ¹⁴C dating of ancient bone using ultrafiltration. *Radiocarbon* 48:179-195.
- Hrdlička A. 1930. The skeletal remains of early man. *Smithson Misc Coll* 83:1-379.
- Hülle W. 1977. Die Ilsenhöhle unter Burg Ranis-Thüringen. Stuttgart: Gustav Fischer.
- Jacobi R. 2007. A collection of Early Upper Palaeolithic artefacts from Beedings, near Pulborough, West Sussex and the context of similar finds from British Isles. *Proc Prehist Soc* 73:229-325.
- Jacobi RM, Higham TFG, Bronk Ramsey C. 2006. AMS radiocarbon dating of Middle and Upper Palaeolithic bone in the British Isles: improved reliability using ultrafiltration. *J Quat Sci* 21:557-573.
- Jungels C. 2006. Spy (province de Namur, Belgique). Étude technologique du matériel paléolithique moyen de la collection Rucquoy et réflexions sur les concepts de débitage à la lumière des résultats. *Anthropol Praehist* 117:35-80.
- Jungels C, Hauzeur A, Pirson P. 2006. Réexamen du matériel archéologique de la grotte de Spy: les pointes moustériennes et les pointes pseudo-Levallois. *Notae Praehist* 26:65-90.
- Keith A. 1927. Report on a fragment of a human jaw found at a depth of (10 1/2 ft) 3.2 m in the cave earth of the vestibule of Kent's Cavern. *Trans Proc Torquay Nat Hist Soc* 5:1-2.
- Kozłowski JK, Kozłowski SK. 1979. Upper Palaeolithic and Mesolithic in Europe. Taxonomy and palaeohistory. *Pr Komisji Archaeol* 18:1-151.
- Krause J, Orlando L, Serre D, Viola B, Prüfer K, Richards MP, Hublin JJ, Hänni C, Derevianko AP, Pääbo S. 2007. Neanderthals in central Asia and Siberia. *Nature* 449:902-904.
- Lohest M, Julin C, and Rutot A. 1925. Notice sur Julien Fraipont. Bruxelles: Académie Royale de Belgique.
- Longin R. 1970. Extraction du collagène des os fossiles pour leur datation par la méthode du carbone 14. PhD thesis, Université de Lyon, Lyon, France.
- Maureille B, Vandermeersch B. 2007. Les sépultures néandertaliennes. *Doc Prehist* 23:311-322.
- Mellars PA, Gravina B. 2008. Châtelperron: theoretical agendas, archaeological facts, and diversionary smoke-screens. *Paleoanthropology* 2008:43-64.
- Mellars PA, Gravina B, Bronk Ramsey C. 2007. Confirmation of Neanderthal/modern human interstratification at the Chatelperronian type-site. *Proc Natl Acad Sci USA* 104:3657-3662.
- Mook WG, Streurman HJ. 1983. Physical and chemical aspects of radiocarbon dating. *PACT Publ* 8:31-55.
- Musgrave JH. 1973. The phalanges of Neanderthal and Upper Palaeolithic hands. In: Day MH, editor. *Human evolution*, Vol. XI. London: Taylor and Francis. p 59-85.
- Orlando L, Darlu P, Toussaint M, Bonjean D, Otte M, Hänni C. 2006. Revisiting Neandertal diversity with a 100,000 year old mtDNA sequence. *Curr Biol* 16:R400-R402.
- Otte M. 1979. Le Paléolithique Supérieur Ancien en Belgique. *Monogr Archeol Nat* 5:1-684.
- Otte M. 1990. Les industries aux pointes foliacées du Nord-Ouest européen. *Etud Rech Archéol Univ Liège* 42:247-269.
- Rosas A, Martínez-Maza C, Bastir M, García-Taberner A, Lalueza-Fox C, Huguet R, Ortiz JE, Julià R, Soler V, de Torres T, Martínez E, Cañaveras JC, Sánchez-Moral S, Cuezva S, Lario J, Santamaría D, de la Rasilla M, Fordea J. 2006. Paleobiology and comparative morphology of a late Neandertal sample from El Sidrón, Asturias, Spain. *Proc Natl Acad Sci USA* 103:19266-19271.
- Rougier H, Crevecoeur I, Fiers E, Hauzeur A, Germonpré M, Maureille B, Semal P. 2004. Collections de la *Grotte de Spy*: (re)découvertes et inventaire anthropologique. *Notae Praehist* 24:181-190.
- Rutot A. 1909. Sur la position réelle des squelettes de Spy. *Bull Soc Belge Géol Paléontol Hydrol* 23:235-239.
- Schmitz RW, Serre D, Bonani G, Feine S, Hillgruber F, Krainitzki H, Pääbo S, Smith FH. 2002. The Neandertal type site revisited: interdisciplinary investigations of skeletal remains from the Neander Valley, Germany. *Proc Natl Acad Sci USA* 99:13342-13347.
- Semal P, Toussaint M, Maureille B, Rougier H, Crevecoeur I, Balzeau A, Bouchneb L, Louryan S, De Clerck N, Rausin L. 2005. Numérisation des restes humains néandertaliens belges. Préservation patrimoniale et exploitation scientifique. *Notae Praehist* 25:25-38.
- Skinner AR, Blackwell BAB, Martina S, Ortega A, Blickstein JIB, Golovanova LV, Doronichev VB. 2005. ESR dating at Mezmaiskaya Cave, Russia. *Appl Radiat Isot* 62:219-224.
- Smith FH, Trinkaus E, Pettitt PB, Karavanian I, Páunovic M. 1999. Direct radiocarbon dates for Vindija G₁ and Velika Pešina Late Pleistocene hominid remains. *Proc Natl Acad Sci USA* 96:12281-12286.
- Straus LG, Otte M, and Haesaerts P. 2000. La station de l'Hermitage à Huccorgne. Un habitat à la frontière septentrionale du monde gravettien. Liège: Université de Liège.
- Teyssandier N. 2006. Questioning the first Aurignacian: mono or multi cultural phenomenon during the formation of the Upper Paleolithic in Central Europe and the Balkans. *Anthropologie* 44:9-29.
- Toussaint M, Pirson S. 2006. Neandertal studies in Belgium: 2000-2005. *Period Biol* 108:373-387.
- Trinkaus E. 1978. Les métatarsiens et les phalanges du pied des Néandertaliens de Spy. *Bull Inst R Sci Nat Belg* 51:1-18.
- Trinkaus E. 2006. Modern human versus Neandertal evolutionary distinctiveness. *Curr Anthropol* 47:597-620.
- Trinkaus E. 2007. European early modern humans and the fate of the Neandertals. *Proc Natl Acad Sci USA* 104:7367-7372.
- Trinkaus E, Moldovan O, Milota Ş, Bilgär A, Sarcina L, Athreya S, Bailey SE, Rodrigo R, Gherase M, Higham T, Bronk Ramsey C, Plicht van der J. 2003. An early modern human from the Peştera cu Oase, Romania. *Proc Natl Acad Sci USA* 100:11231-11236.
- Twisselmann F. 1971. Belgium. In: Oakley KP, Campbell BG, Molleson TI, editors. *Catalogue of fossil hominids—Part 2: Europe*. London: Trustees of the British Museum (Natural History). p 5-13.
- Ulrix-Closet M. 1975. Le Paléolithique moyen dans le bassin mosan en Belgique. Wetteren: Universa.
- Villemeur I. 1994. La main des Néandertaliens. Comparaison avec la main des Hommes de type moderne. Morphologie et Mécanique. Paris: Editions du CNRS.
- Vrielynck O. 1999. La chronologie de la préhistoire en Belgique. Inventaire des datations absolues. Liège: Société Wallonne de Paléolithologie.
- Wolpoff MH, Thorne A, Frayer DW, Pope GG. 1994. Multiregional evolution: a worldwide source for modern human population. In: Nitecki MH, Nitecki DV, editors. *Origins of anatomically modern humans*. New York: Plenum Press. p 175-199.
- Zilhão J, D'Errico F, Bordes JG, Lenoble A, Texier JP, Rigaud JP. 2008a. Grotte des Fées (Châtelperron): history of research, stratigraphy, dating, and archaeology of the Châtelperronian type-site. *Paleoanthropology* 2008:1-42.
- Zilhão J, D'Errico F, Bordes JG, Lenoble A, Texier JP, Rigaud JP. 2008b. Like Hobbes' chimney birds. *Paleoanthropology* 2008:65-67.